

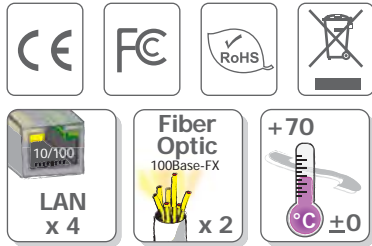
# NS-206F/NSM-206F Series

Unmanaged 4-Port Industrial 10/100 Base-T(X) with Dual 100 Base-FX Fiber Switch

Unmanaged Ethernet Switches NS-206F/NSM-206F Series

## Highlight Information ▶▶▶▶

NS-206F/NSM-206F Series



Only for NSM-206F Series



Only for NS-206F Series



NSM-206F Series

NS-206F Series



## ● Introduction

The NS-206F/NSM-206F series is a Unmanaged 4-Port Industrial 10/100 Base-T(X) with Dual 100 Base-FX Switch that secures data transmission by using fiber optic transmission to provide immunity from EMI/RFI interference. It is used Ethernet for transmitting a signal up to 2 Km(6,600 ft), and is the perfect solution for applications where transmission must be protected from electrical exposure, surges, lightning or chemical corrosion.

The NS-206FT can extend your LAN in a daisy chain configuration. Please refer to Hardware. The Ethernet supports 10/ 100M auto-negotiation feature and auto MDI /MDIX function.

## ● Features

- Automatic MDI / MDI-X crossover for plug-and-play
- Each port supports both 10/100 Mbps speed auto negotiation
- Store-and-forward architecture
- Full duplex IEEE 802.3x and half duplex backpressure flow control
- 1.6Gbps high performance memory bandwidth
- Frame buffer memory: 256 Kbit
- Integrated look-up engine with dedicated 1 K unicast MAC addresses
- Supports +10~+30Vdc voltage
- Supports operating temperatures from 0 ~ +70°C
- Din-Rail

## ● Specifications

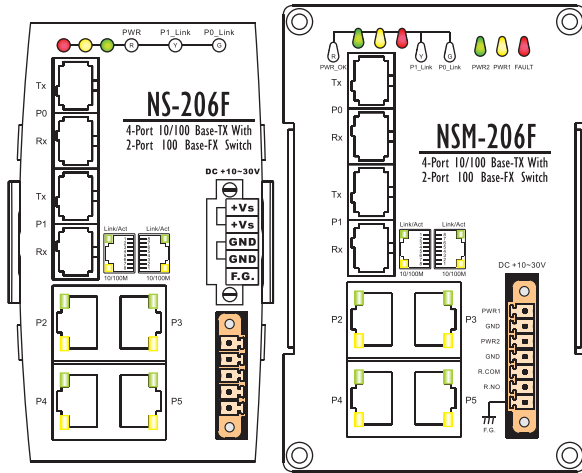
Models	NS-206F Series	NSM-206F Series
Technology		
Standards	IEEE802.3, 802.3u, 802.3x	
Processing Type	Store & forward wire speed switching - no delays	
MAC Addresses	1024	
Memory Bandwidth	1.6 Gbps	
Flow Control	IEEE802.3x flow control, back pressure flow control	
Interface		
RJ-45 Ports	10/100BaseT(X) auto negotiation speed, F/H duplex mode, and auto MDI/MDIX connection	
Fiber Port	100 Base-FX	
LED Indicators	10/100M, Link/Act, Full duplex/Half duplex(Fiber Port)	
Ethernet Isolation	1500 Vrms 1 minute	
Frame Ground for EMS Protection	Yes	
Multi Mode	Multi mode fiber cables: 50/125, 62.5/125 or 100/140 $\mu$ m	
	Distance: 2 km, (62.5/125 $\mu$ m recommended) for full duplex	
	Wavelength: 1300 or 1310nm	
	Min. TX Output: -20 dBm	
	Max. TX Output: -14 dBm	
Single Mode	Single-mode fiber cables: 8.3/125, 8.7/125, 9/125 or 10/125 $\mu$ m	
	Distance: 15 km, (9/125 $\mu$ m recommended) for full duplex	
	Wavelength: 1300 or 1310nm	
	Min. TX Output: -15 dBm	
	Max. TX Output: -8 dBm	
Ethernet Transmission distance	Ethernet: 2-pair UTP/STP Cat.3,4,5, EIA/TIA-568 100-ohm	
	Fast Ethernet: 2-pair UTP/STP Cat. 5, EIA/TIA-568 100-ohm	
Power		
Input Voltage Range	+10 ~ +30VDC (Non-isolation)	+10 ~ +30VDC (Non-isolation) Redundant Inputs
Power Consumption	0.24A@24VDC, +/- 5% arrowed with 100M Full duplex	
LED Indicator	Yes	
Protection	Power reverse polarity protection	
Frame Ground for EMS Protection	Yes	
Mechanical		
Case	Plastic (Flammability UL 94V-0)	Metal (IP20 Protection)
Dimensions (W x H x D)	64mm x 118mm x 101mm	73mm x 132mm x 105mm
Installation	DIN-Rail	DIN-Rail or Wall mounting
Environmental		
Operating Temperature	0°C ~ +70°C	
Storage Temperature	-20°C ~ +85°C	
Ambient Relative Humidity	10% to 90% non-condensing	

# Unmanaged Ethernet Switches with Fiber Optic

## LED Functions

### NSM-206F Series LED Indicator Functions

LED	Color	Description
PWR_OK	Red On	Core Power is OK
	Red Off	Core Power is Off
Full for P0	Green On	Link/Act
	Green Off	Not Networking
Link for P1	Yellow On	Link/Act
	Yellow Off	Not Networking
Ethernet Port (P2 ~ P5)	Green On	Link/Act
	Green Off	Not Networking
	Yellow On	Link to 100 Mbps
	Yellow Off	Link to 10 Mbps
PWR2	Green On	Power is being supplied to power input PWR2
	Green Off	Power is not being supplied to power input PWR2
PWR1	Yellow On	Power is being supplied to power input PWR1
	Yellow Off	Power is not being supplied to power input PWR1
FAULT	Red On	Power is not being supplied to power input PWR1 and PWR2
	Red Off	Power is being supplied to power input PWR1 and PWR2




### NS-206F Series LED Indicator Functions

LED	Color	Description
Power	Red On	Power is On
	Red Off	Power is Off
Fiber Port (P0)	Green On	Link/Act
	Green Off	Not Networking
Fiber Port (P1)	Yellow On	Link/Act
	Yellow Off	Not Networking
Ethernet Port (P2 ~ P5)	Green On	Link/Act
	Green Off	Not Networking
	Yellow On	Link to 100 Mbps
	Yellow Off	Link to 10 Mbps

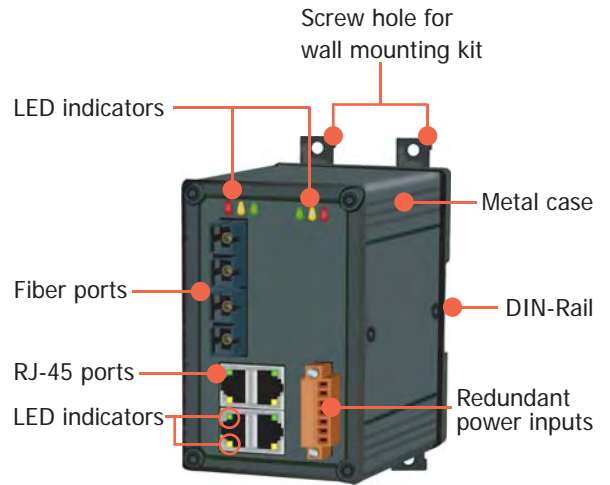
## Applications

### Fiber Daisy Chain Configuration



## Appearance

### NSM-206F Series



### NS-206F Series

