

4 RTD input module / RS485 Modbus

Z-PC LINE

Analogue I/O modules



- ▶ INPUT: N.4 channels configurable as RTD (PT100, PT1000, PT500, NI100) at 2,3,4 wire
- ▶ INTERFACE: RS485 serial communication with Modbus–RTU protocol,
- ▶ Each input is configured independently from the others
- ▶ Easy Dip-switch settings for address and baud rate
- ▶ ACCURACY: 0,20°C
- ▶ Galvanic isolation @ 6-way
- ▶ Screw-fit terminals removable
- ▶ Din rail mounting
- ▶ Power supply: 10..40 Vdc, 19..28 Vac

TECHNICAL SPECIFICATIONS

Z-4RTD2 - 4RTD input module / RS485 Modbus



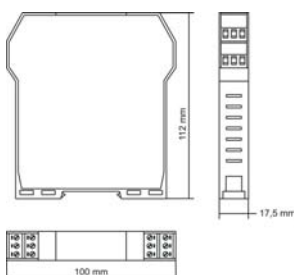
ELECTRICAL

Power supply	10÷40Vdc, 19÷28 Vac
Max consumption	0,7 W
Isolation	1.500 Vac
Input protection	According norms in force
Supply protection	400 W/ms
Status indicators	Power Supply Error Data sending Data receiving
Installation class	II
Pollution rating	2
Protection rating	IP20

THERMOMECHANICS

Operating temperature	-10..+65 °C
Storage temperature	-20..+85°C
Humidity	30..90% at +40°C (non condensing)
Dimensions	17,5 x 100 x 112 mm
Weight	140 g
Case	V0 self-extinguish fiber glass filled
Hot swapping	Yes
Connection	Plug-in screw clamp terminal blocks, wires up to 2,5 mm ² IDC10 backplane connector for DIN guide RS232 (COM) communication front jack
Mounting	35 mm DIN 46277

DIMENSIONS



ORDER CODES

Code	Description
Model	Z-4RTD2 4 RTD input module / Rs485 ModBUS
Software	Z-PROG, Z-NET Configuration sw downloading from www.seneca.it
Bus accessories	Z-PC DINAL (Terminal block for power & RS485 communication) Z-PC DIN2 Z-PC DIN4 Z-PC DIN8 (2, 4, 8 slot block)
Cable	PM001600 cable for programming
K-LINE modules	K107A (RS485 repeater), K107B (RS232-RS485 converter), K107USB (USB-RS485 din rail mounting), S107USB (portable)

COMMUNICATION, PROCESSING, MEMORY

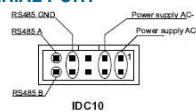
RS485 interface	2 wires, speed rate: 1.200..115 kbaud
RS232 interface	Jack port, baud rate 2.400, data 8 bit, no parity, 1 bit stop
Protocol	ModBUS RTU Slave
Sample frequency	10..30 Hz
Max distance	1.200 m
Connectivity	Max 32 nodes
Data store	EEPROM, 40 years

SIGNALS, MEASURE, CONFIGURATION, NORMS

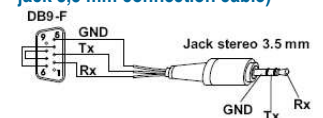
Input channels	4
Input type	4 clamp (2, 3, 4 wires ohmeter) Pt100: -200..+650 °C (f.s. 330 Ω) Pt500: -200..+750 °C (f.s. 1.800 Ω) Pt1000: -200..+210 °C (f.s. 1.800 Ω) Ni100: -60..+250 °C (f.s. 330 Ω) Max 25 Ohm
Single wire resistance	
Max voltage	24 V
ADC resolution	14 bit
Precision class	0,05
Thermal drift	25 ppm/K
Software configuration	Serial (RS232/485) or ethernet (Z-NET) paramaters setup
Other functions	Yes Communication parameters
DIP switch	
Norms	EN 61000-6-4/2002, EN 61000-6-2002, EN 61010, EN 60742

ELECTRICAL CONNECTION

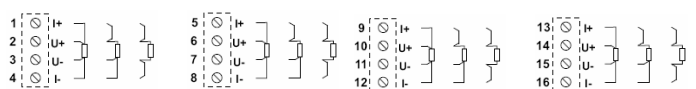
POWER SUPPLY AND RS485 SERIAL PORT



RS232 SERIAL PORT (DB9-stereo jack 3,5 mm connection cable)



INPUTS (2, 3, 4 wires)



Channel 1

Channel 2
www.logicbus.com.mx

Channel 3

Channel 4

info@logicbus.com.mx

Alcalde #1822 Col. Miraflores C.P. 44270 Guadalajara, Jal. Mexico
MX 01 (33) 3854-5975 y 3823-4349 USA 001 (858)-869-5401 (Chula Vista, CA. Office)