



Cincoze Catalog



CATALOG

- ☎ 886-2-2918-8055 7F., No.4, Aly.1, Ln. 235,
 - 📄 886-2-2918-8066 Baociao Rd., Sindian Dist.,
 - ✉ info@cincoze.com New Taipei City 23145,
- Taiwan (R.O.C.)

03 About Cincoze

- 05 State-of-the-art Engineering
- 06 Effective Manufacturing
- 07 Reliable Quality Assurance
- 08 Your Trusted Brand

09 Our Technology

- 11 Rugged Design
- 12 Modular Computing
- 13 Convertible Display System
- 14 Application-driven Functionalities

15 Product Line-up

17 Product Solution

18 Target Market

19 Rugged Fanless Computer

- 21 Power Efficient & Palm Size Rugged Fanless Computer
- 23 Power Efficient & Compact Size Rugged Fanless Computer
- 25 Power Efficient & Expandable Rugged Fanless Computer
- 27 High Performance & Expandable Rugged Fanless Computer
- 29 High Performance & Compact Size Rugged Fanless Computer
- 31 Extreme Performance & Compact Size Rugged Fanless Computer
- 33 Rugged Fanless Computer Selection Guide



43 Convertible Embedded System

- 45 High Performance Convertible Computer
- 47 Power Efficient Convertible Computer
- 49 Convertible Monitor Module
- 51 Convertible Display Module
- 53 Sunlight Readable Convertible Display Module
- 55 Convertible Embedded System Selection Guide



61 Industrial Panel PC

- 63 High Performance Modular Panel PC
- 65 Power Efficient Modular Panel PC
- 67 High Performance Sunlight Readable Panel PC
- 69 Power Efficient Sunlight Readable Panel PC
- 71 Industrial Panel PC Selection Guide




103 Industrial Touch Monitor

- 105 Classic 4:3 & Widescreen 16:9 Industrial Touch Monitor
- 107 Sunlight Readable Industrial Touch Monitor
- 109 Industrial Touch Monitor Selection Guide



115 Accessory

- 115 CMI, CFM, MEC, Riser Card, Fan, Front Bezel, Power Adaptor Holder, Universal Bracket
- 116 Accessory Selection Guide
- 127 Accessory Compatibility Table



About Cincoze



Headquarter
Taiwan



Branch Office



Channel Partner



cincoze



Cincoze

Cincoze is a system provider in the Industrial Computing field. We design, manufacture, and market highly engineered and innovative products to fulfill the demanding industrial application markets.

Who we are

We are a dedicated embedded computing system manufacturer offering Rugged, Innovative, Application-driven solutions for industry automation.

What we do


Cincoze carries out the complete designing and manufacturing process, including system design, electronic & mechanical design, BIOS programming, production and quality control.

History

- Founded in 2006, headquartered in Taipei, Taiwan
- Start of sales OEM embedded boards, modules and software
- Start of design activities for industrial embedded computer
- Official spin-off in 2012 company "Cincoze" as a Original Brand Manufacturer dedicating to embedded computer
- Established channel partners over 20 countries
- ISO 9001: 2015 certified company
- Over 100 employees worldwide

State of the art Engineering

We have a dynamic and experienced R&D team that keeps pace with the changing industry trend. Our team is up-to-date with the most innovative technology and offering state-of-the-art solutions to meet the customers' specific application demands.



System Design

Cincoze designs embedded computers from system perspectives, ruggedness, I/O access, and users' experience are well thought out in order to best fit into industrial applications.



Electronic Design

Cincoze experienced electronic design expertise results our systems with outstanding sustainability during high stress operation, and superb compatibility with third party add-on devices and cards.



Mechanical Design

Cincoze mechanical design optimizes heat dissipation and maximizes system performance. Furthermore our sleek ID design just makes Cincoze' products the icing on the cake!



BIOS Programming

Cincoze BIOS engineers are capable of programming, modification and debugging our system BIOS. We fulfill your specific BIOS demand to synchronize our computers with your applications.

Effective Manufacturing

We organize complete manufacturing process including PCB, metal sheet and aluminum chassis production; we hold our own assembly factory in Taiwan. We emphasize on quality, flexibility and productivity which are reflected in:

- Manufacturing Plan: We have a rigorous production plan to meet targeted quantities and lead-times.
- Efficient Production: We carefully manage all production procedures and operations to optimize efficiency.
- Total Quality Assurance: All products we produce are 100% tested and verified.
- Manufacturing Process Simplification and Process Refinements: Ongoing analysis, review, and study of production methods must be performed with the sole purpose of making the process simpler, easier, and as a result, optimized.




Extruded Aluminum / Sheet Metal Fabrication



SMT / DIP Process




BIOS / Software Installation



System Assembly



Complete in-house Qualification Control




Packaging

Reliable Quality Assurance

High Industry Standards

Cincoze Quality System is controlled by a dedicated department of specialists who control and bring Cincoze products to the high industry qualification standards. Every quality procedure is rigorously monitored and followed up with the standard procedures. Cincoze qualifications include:




Integrated Quality Assurance: Assuring Best Quality Right from the Start

Cincoze deeply invests in developing rigorous quality assurance and compliance testing facilities. With the quality assurance and compliance tests we assure that our customers receive durable products that are capable of withstanding in harsh operation environments.



Material Inbound
Quality Control



Full PCBA Testing



Burn-in Test



Function Test



Final Inspection



Outbound Quality Control

Your Trusted Brand

Driving Growth & Innovation through Our Brand Core-Values

We strongly believe in leading products and solutions with the aim of controlling, monitoring and optimizing industrial processes and functions. We at Cincoze work non-stop to create solution to application specific demands.



Global Sales & Distribution

In order to extend our global sales and support, we form partnerships with industry-leading distributors to bring our clients the additional value, including up-to-date technology, access to specialized resources and expertized services.

Complete Service

When you decide with a Cincoze solution, you are choosing a reliable partner. We provide the value-added service before and after the purchase. We have a dedicated technical and customer service support team who quickly responds to your requests, providing real-time solutions.

Our Technology

Cincoze designs and produces truly rugged fanless computers. Our core technology includes Rugged Design, Modular Computing, Convertible Display System, and Application-driven Functionalities dedicating our products to harsh industrial applications.



Rugged Design




Modular Computing



Convertible Display System








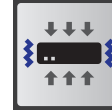








Application-driven Functionalities



Rugged Design




In order to produce truly rugged embedded computer, Cincoze converts the word "rugged" into real product specifications. Not only we are pursuing highest product viability and endurance standard, we take into consideration of all sorts of protection against excessive electrical pulse for our systems to sustain in the real industrial environment.

- | | | | | | | |
|--|---|--|--|---|--|---|
| 
Fanless Design | 
Wide Temperature Operating | 
Unibody Chassis | 
Cable-less | 
Jumper-less | 
Tolerance for Shock & Vibration | 
Industrial Component |
| 
Wide Range DC Input | 
Reverse Power Protection | 
Over Voltage Protection | 
Over Current Protection | 
ESD Protection | 
Surge Protection | 
Special Heat Dissipation |

Modular Computing

Cincoze implements our exclusive Modular Computing design across our product series. Our modularity technologies include CMI (Combined Multiple I/O), CFM (Control Function Module), MEC (Mini-PCIe Expansion Card). With these technologies, users can flexibly install additional I/O or functions according to their demand on Cincoze' base units, such as LAN, COM ports, DIO, PoE, M12 connectors, USB, Firewire, Power Ignition, and many more....



CMI TECHNOLOGY

- Combined Multiple I/O
- Exclusive Technology
- Support Dedicated Module
- Expanding additional LAN, PoE, COM, DIO, etc.

CFM TECHNOLOGY

- Control Function Module
- Exclusive Technology
- Support Dedicated Module
- Adding Power Ignition, PoE, etc

MEC TECHNOLOGY

- Mini-PCIe Expansion Card
- Open Standard Technology
- A Full Series of Mini PCIe Cards
- Expanding additional USB, LAN, COM, Firewire, etc.

Convertible Display System

Convertible Display System (CDS), a technology patent owned by Cincoze, is a standardized "All-in-one" system that is composed in two major parts, display and system. The advanced electronic design invented by Cincoze integrates display, touch and computer signal in an embedded circuit board, which provides the most reliable display computing operation. Display and computer / monitor modules are discrete units allowing products being easily maintained, configured with flexibility, and upgraded whenever requested.



Cincoze' Convertible Display System ranges from 8"~21" display options in both resistive touch and projected capacitive touch technologies, and can be integrated to a wide selection of computer / monitor modules.

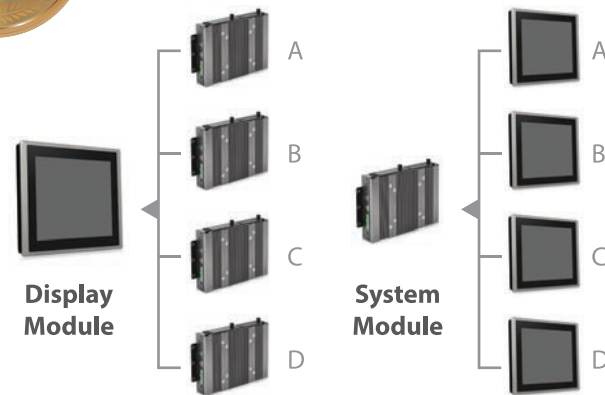
Application-driven Functionalities

Cincoze Product Management and Engineers listen to the markets. We study market feedbacks and convert demand into product specification. Our computers are specifically designed to fulfill industrial applications with dedicated I/O ports and functionalities.


Furthermore Cincoze' products are certified with many vertical market compliances, such as railway certification, in-vehicle certification, and many more....



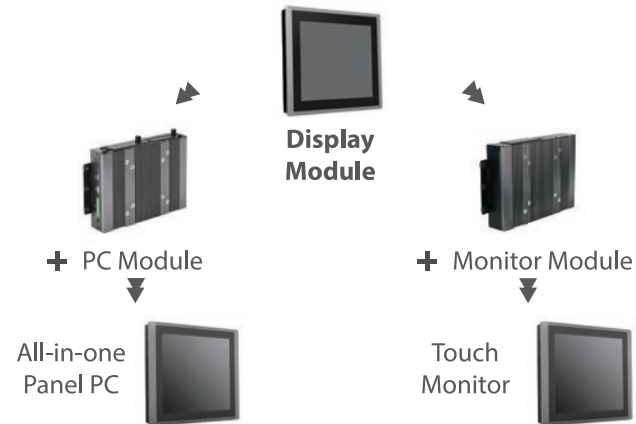
Configure On Demand




Scalability



Transformability



Easy Maintenance



AT / ATX Switch

Digital I/O

RAID

Power over Serial

Power over Ethernet

PCI / PCIe Expansion

Instant Reboot

Power Ignition

M12 Connection

Multi-LAN




Product Line-up



Rugged Fanless Computer

- Extreme Performance & Compact Size (DX Series)
- High Performance & Compact Size (DI Series)
- High Performance & Expandable (DS Series)
- Power Efficient & Expandable (DE Series)
- Power Efficient & Compact Size (DC Series)
- Power Efficient & Palm Size (DA Series)



Convertible Embedded System

- High Performance Convertible Computer (P2000 Series)
- Power Efficient Convertible Computer (P1000 Series)
- Convertible Monitor Module (M1000 Series)
- Convertible Display Module (CV-100 Series)
- Sunlight Readable Convertible Display Module (CS-100 Series)



Industrial Panel PC

- High Performance Modular Panel PC (CV-100/P2000 Series)
- Power Efficient Modular Panel PC (CV-100/P1000 Series)
- High Performance Sunlight Readable Panel PC (CS-100/P2000 Series)
- Power Efficient Sunlight Readable Panel PC (CS-100/P1000 Series)




Industrial Touch Monitor

- Classic 4:3 & Widescreen 16:9 (CV-100/M1000 Series)
- Sunlight Readable (CS-100/M1000 Series)



Accessory

- CMI Module
- CFM Module
- Riser Card
- Fan Kit
- Front Bezel
- Power Adaptor Holder
- Universal Bracket



Product Solution



Cincoze is a professional manufacturer providing industrial computing system solutions. We offer both Rugged Fanless Computer and Convertible Embedded System product lines.

Cincoze Rugged Fanless Computer product line includes six series: Extreme, Intelligent, Superior, Efficient, Compact and Affordable. The Rugged Fanless Computer is a rugged, reliable and comprehensive solution for critical industrial environments.

The Convertible Embedded System product line includes three series: Convertible Computer, Convertible Monitor Module, and Convertible Display Module. The Convertible Embedded System is a flexible, all-in-one, industrial, and multi-functional solution that fulfills a wide range of applications.

Target Market





Rugged Fanless Computer

The Cincoze Diamond Line is a rugged, reliable and comprehensive solution for critical industrial environments.



DA Series

Power Efficient & Palm Size Rugged Fanless Computer

DA Series · Power Efficient & Palm Size Rugged Fanless Computer




- Onboard Intel® Atom™ or Celeron® Processor
- Ultra Compact Size Design
- CMI (Combined Multiple I/O) Interface for I/O Module Expandability
- Various Mounting Options (VESA, DIN-Rail, Side/Wall Mounting)
- Wide Operating Temperature (-25°C to 70°C)

DA-1000 series is an ultra-compact size fanless embedded computer powered by Intel® Atom™ or Celeron® Processor. It brings economic advantages on budget and also fulfills the needs for industrial computing tasks. DA-1000 supports Combined Multiple I/O (CMI) interface and modules which are specially designed for flexible I/O expandability allowing users to extend various I/Os according to their needs.



Small Footprint

With its ultra-compact design, the DA Series can be installed in harsh environment and space-constraint application.



Highly Modularized

The DA Series offers CMI interface and MEC modules to provide great I/O expansion capability and system flexibility.



Cost Effective

The DA Series is an energy efficient and cost-effective rugged embedded computer, which is equipped with Intel® Atom™, Celeron®.

Available Models



Front View



Rear View

- | | |
|-------------|--|
| DA-1000 | Intel® Atom™ E3826 Affordable Fanless Embedded Computer |
| DA-1000-E45 | Intel® Atom™ E3845 Affordable Fanless Embedded Computer |
| DA-1000-J19 | Intel® Celeron® J1900 Affordable Fanless Embedded Computer |



DC Series

Power Efficient & Compact Size Rugged Fanless Computer

DC Series · Power Efficient & Compact Size Rugged Fanless Computer



- Onboard Intel® Atom Quad Core Processor
- Compact Size Design
- 2x Full-size Mini-PCIe Expansion Slots Available
- Power over Serial / Digital I/O
- Wide Operating Temperature (-25°C to 70°C)
- E-Mark Certified

Diamond Compact Series is a high-performance compact-size system designed with onboard Intel® Atom™ E3845 Quad Core 1.91GHz processor, featuring rich I/O, unique expansion capability, and supporting wide range (9~48V) DC power input. DC Series is small in footprint and power efficient which is ideal for space limited applications.



Compact Size
The DC Series is a compact embedded fanless computer featuring Intel® Atom™ Quad Core processor and 2x Mini-PCIe expansion slots.



Rich I/O
Designed for full functionality, DC Series provides 2x Intel® GbE port, 4x RS-232/422/485 port and 8x isolated Digital I/O.



E-Mark Certified
Built for in-vehicle application, DC Series has passed extensive tests and is approved with E-Mark certification.

Available Models



Front View



Rear View

DC-1100 Intel® Atom™ E3845 Quad Core™ Compact Size Fanless Computer and 2x Mini-PCIe Expansion slots

DE Series

Power Efficient & Expandable Rugged Fanless Computer



DE Series · Power Efficient & Expandable Rugged Fanless Computer



- Onboard Intel® Atom™ E3845 Processor
- Various Expansion Interface: PCI / PCIe / Mini-PCIe Expansion Slots Available
- IGN (Power Ignition Sensing) Supported
- Wide Operating Temperature (-25°C to 70°C)
- EN50155 Certified

Cincoze DE-1000 Series Fanless Embedded PC supports Intel® Bay Trail platform, integrated with Intel® Atom™ E3845 Quad Core 1.91 GHz processor. Delivering the excellent quad-core processing power at only 10 watts power consumption, DE-1000 series is definitely an ideal solution for best price-to-performance ratio, energy efficiency, and superior reliability. Supporting up to 6x LAN or 4x PoE, and power ignition function, DE-1000 series fulfills various applications, such as in-vehicle, factory automation and machine automation.



Expandable

Designed with flexibility in mind, DE Series provides PCI, PCI Express and Mini-PCIe expansion slots to accommodate user's expandable requirement.



Application-driven

Expand your additional LAN/ PoE ports with CMI modules, DE Series allows you to configure on demand for a wide range of industrial applications.



EN50155 Certified

Compliant with EN50155 certification, DE Series is designed to fulfill the demanding requirement of the railway applications.

Available Models



DE-1000



DE-1001



DE-1002

- DE-1000 Intel® Atom™ E3845 Quad Core Power Efficient Fanless Computer
- DE-1001 Intel® Atom™ E3845 Quad Core Power Efficient Fanless Computer with 1x PCI/PCIe Expansion Slot
- DE-1002 Intel® Atom™ E3845 Quad Core Power Efficient Fanless Computer with 2x PCI/PCIe Expansion Slots



DS Series


High Performance & Expandable Rugged Fanless Computer

DS Series · High Performance & Expandable Rugged Fanless Computer



- Supports Intel® Core™ i3 / i5 / i7 Socket-type CPUs
- Various Expansion Interface : PCI/PCIe/Mini-PCIe Expansion Slots Available
- 2x CMI Interfaces with 6 Types of Optional Modules for Expansion
- 1x CFM Interface for Adding Optional Power Ignition Sensing (IGN) Module
- Wide Operating Temperature (-40°C to 70°C)
- EN50155 / EN50121-3-2 Certified for Railway Application
- E-Mark (E13, No.10R-0514229) Certified

Cincoze DS Series is a high-performance fanless embedded computer powered by Intel® Core™ processors supporting a wide range of socket-type desktop CPUs and accommodates two DDR4/DDR3 sockets up to 32 GB allowing DS Series to fulfill various high-end computing requirements. DS Series also supports maximum 2 PCI/PCIe expansion slots with different combination of interfaces for adding application add-on cards.



High Performance

DS Series supports Intel® LGA 1151 CPU with excellent performance of processing power, graphics and memory to fulfill all kinds of high-end computing requirements.

Fully Modular and Expandable

DS Series combines PCI/PCIe, Mini-PCIe, CMI and CFM interfaces to provide great expansion capability and system flexibility.

Certification

DS Series is certified with E-Mark and EN50155 for in-vehicle, railway as well as other mission critical applications.

Available Models



DS-1100
DS-1000



DS-1101
DS-1001



DS-1102
DS-1002

DS-1100	6th Gen. Intel® Core™ i3 / i5 / i7 Rugged Fanless Computer
DS-1101	6th Gen. Intel® Core™ i3 / i5 / i7 Rugged Fanless Computer with 1x PCI/PCIe Expansion Slot
DS-1102	6th Gen. Intel® Core™ i3 / i5 / i7 Rugged Fanless Computer with 2x PCI/PCIe Expansion Slots
DS-1000	4th Gen. Intel® Core™ i3 / i5 / i7 Rugged Fanless Computer
DS-1001	4th Gen. Intel® Core™ i3 / i5 / i7 Rugged Fanless Computer with 1x PCI/PCIe Expansion Slot
DS-1002	4th Gen. Intel® Core™ i3 / i5 / i7 Rugged Fanless Computer with 2x PCI/PCIe Expansion Slots



DI Series


High Performance & Compact Size Rugged Fanless Computer

DI Series · High Performance & Compact Size Rugged Fanless Computer




- Onboard 6th Generation Intel® Core™ Mobile Processor (BGA Type)
- Compact Size 203 x 142 x 66.8 mm with Light Weight 1.65 kg
- Supports Cincoze CMI Technology for LAN, PoE & M12 Connector Expansion
- Supports Cincoze CFM Technology for Power Ignition Sensing (IGN) Function Expansion
- Wide Operating Temperature (-40°C to 70°C)
- EN50155 Certified for Railway Application
- E-Mark (E13, No. 10R-0514273) Certified for In-vehicle Application

DI Series, stands for "Diamond Intelligent" and it is the first series which is designed for "high performance and compact" in Cincoze's product portfolio. The unique design of DI Series makes it ideal for harsh, space-limited and performance required application such as factory automation, machine vision, in-vehicle computing and mobile surveillance.



High Performance

DI Series is a high performance, compact, fanless, rugged and modular design computer powered by Intel® 6th Generation Core™ Processor U Series.



Modular Design

The advanced CMI, CFM and MEC technologies allow DI Series to be expanded according to your specific demands.



Application-ready Solution

With supporting of 6x LAN, 4x PoE port and IGN function, DI Series is designed to fulfill the demanding requirements of in-vehicle and railway applications.

Available Models



Front View



Rear View

- DI-1000-i5 6th Gen. Intel® Core™ i5-6300U High Performance, Compact and Modular Rugged Embedded Computer
- DI-1000-i3 6th Gen. Intel® Core™ i3-6100U High Performance, Compact and Modular Rugged Embedded Computer



DX Series

Extreme Performance & Compact Rugged Fanless Computer

DX Series · Extreme Performance & Compact Size Rugged Fanless Computer



- Supports 7/6th Generation Intel® Xeon/Core™ Processor (LGA 1151 Type)
- Compact Size 242 x 174 x 77 mm
- 3x CMI Interfaces with 4 Types of Optional Modules for I/O Expansion
- Supports Cincoze CFM Technology for Power Ignition Sensing (IGN) Function and PoE Function Expansion
- Wide Operating Temperature (-40°C to 70°C)
- EN50155 Certified for Railway Application
- E-Mark Certified for In-vehicle Application

Cincoze's first rugged workstation, DX-1000 Series, stands for "Diamond Extreme" and it is a compact workstation with extreme performance powered by intel 7/6th generation Xeon and core processors. It carries out outstanding system performance for high-end applications with a wide range of processors for selection. DX series is the most compact workstation with modular design, it supports flexible modular I/O expansion, 2x front accessible HDD trays for space-limited requirements.




High Performance

Supports Intel® Xeon®/Core™ i7/i5/i3 processors, DX Series is specially designed to delivering workstation grade performance for multi-task applications.



Compact Size

Small footprint (3.2 liter) with rich I/O for greater connectivity, 2x front accessible HDD/SDD trays for easy data maintenance.



Modular Design

Unique CMI, CFM and MEC technologies for modular expansion to satisfy diversified applications.

Available Models



Front View



Rear View

DX-1000 7/6th Gen. Intel® Xeon® and Core™ Processors, Extreme Performance, Compact and Modular Rugged Workstation

Rugged Fanless Computer Selection Guide



Model Name	DA-1000	DA-1000	DA-1000	DC-1100
Model No.	DA-1000-R10	DA-1000-E45-R10	DA-1000-J19-R10	DC-1100-R10
System	Processor	Intel® Atom™ Processor E3826	Intel Atom® Processor E3845	Intel Atom™ Processor E3845
	Chipset	SOC		SOC
	BIOS	AMI 64 Mbit SPI BIOS		AMI 64 Mbit SPI BIOS
	Memory	1x DDR3L 204-pin SO-DIMM Socket, Supports up to 8GB		1x DDR3L 204-pin SO-DIMM Socket, Supports up to 8 GB
	Graphics	Integrated Intel® HD Graphics, Supports Dual Independent Display		Integrated Intel® HD Graphics, Supports Dual Independent Display
Audio	Realtek ALC888-GR, High Definition Audio Codec		Realtek ALC888-GR, High Definition Audio Codec	
Video Output	1x DVI-I Connector, 1x VGA connector, or 1x DisplayPort Connector (With Optional CMI Module)		1x DVI-I Connector, 1x DisplayPort Connector	
LAN	2x GbE LAN Ports (Supports Wake On Lan, Jumbo Frame, PXE), RJ45 GbE1-2: Intel I210-AT		2x GbE LAN (Supports Wake On Lan, Jumbo frame, IEEE 1588v2, PXE), RJ45 GbE1-2: Intel I210-AT	
PoE+	-		-	
Serial Port	2x RS-232/422/485 with Auto Flow Control, DB9 Optional CMI Module: 2x RS-232/422/485 (Supports 5V/12V), DB9		4x RS-232/422/485 with Auto Flow Control (Supports 5V/12V), DB9	
USB	1x USB 3.0, Type-A, 3x USB 2.0, Type-A		1x USB 3.0, Type-A, 3x USB 2.0, Type-A	
PS/2 Port	Optional CMI Module: 1x PS/2, 6-pin mini-DIN Female Connector		-	
LPT Port	Optional CMI Module: 1x LPT Port		-	
Optical Isolated DIO	Optional CMI Module: 8x Optical Isolated DIO(4DI, 4DO), 10 pin Terminal Block		8x Optical Isolated DIO(4DI, 4DO), 10 pin Terminal Block	
Audio	Realtek ALC888-GR, 1x Line-Out, 1x Mic-In		Realtek ALC888-GR, 1x Line-Out, 1x Mic-In	
Power Button	1x ATX Power On/Off Button		1x ATX Power On/Off Button	
Reset Button	-		-	
AT/ATX Switch	1x AT/ATX Mode Switch		1x AT/ATX Mode Switch	
Clear CMOS Switch	-		-	
Remote Power On_Off / Reset	1x Remote Power On/Off Connector / -		-	
External FAN Connector	-		-	
Storage	SSD/HDD	1x 2.5" SATA HDD/SSD Bay	1x 2.5" SATA HDD/SSD Bay	
mSATA	1x mSATA (Shared by Mini-PCIe Socket)		-	
CFast	-		1x CFast	
Expansion	CFM/CMI Interface	- / 1	- / -	
PCI/PCIe	-		-	
Mini PCI Express	2x Full-size Mini-PCIe Sockets		2x Full-size Mini-PCIe Sockets	
Universal I/O Bracket	1x Universal I/O Bracket		1x Universal I/O Bracket	
SIM Socket	1x SIM Socket		1x SIM Socket	
Antenna Holes	2x Antenna Holes		2x Antenna Holes	
Other	Instant Reboot, Watchdog Timer		Watchdog Timer	
Power Requirement	Power Type	Supports AT/ATX Power Type	Supports AT/ATX Power Type	
Power Input Voltage	Power Input Voltage 9~48VDC		Power Input Voltage 9~48VDC	
Connector	3-pin Terminal Block		3-pin Terminal Block	
Power Adapter	Optional AC/DC Adapter: AC/DC 12V/5A, 60W		Optional AC/DC Adapter: AC/DC 12V/5A, 60W	
Dimension (WxDxH)	150 x 105 x 56.02 mm		185 x 131 x 54 mm	
Weight Information	0.86 kg		1.58 kg	
Mechanical Construction	Extruded Aluminum with Heavy Duty Metal		Extruded Aluminum with Heavy Duty Metal	
Mounting	Wall/Side/DIN-RAIL/VESA		Wall, Optional Side/VESA/DIN-Rail Mounting	
Rugged Design Features	Unibody, Fanless, Jumperless, Cableless		Unibody, Fanless, Cableless	
Protection	Reverse Power Input Protection	Yes	Yes	
Over Voltage/Current Protection	58V / 20A		58V / 20A	
ESD Protection	+/-8kV(Air), +/-4kV(Contact)		+/-8kV(Air), +/-4kV(Contact)	
Surge	-		3.84 kV (impedance 12 ohm 1.2/50us waveform)	
Operating System	Windows	Windows 10, Windows 8.1, Windows 7	Windows 10, Windows 8.1, Windows 7	
Environment	Operating Temperature	-25°C to 70°C (With Extended Temperature Peripherals; Ambient with Air Flow; According to IEC60068-2-1, IEC60068-2-2, IEC60068-2-14)	-25°C to 70°C (With Extended Temperature Peripherals; Ambient with Air Flow; According to IEC60068-2-1, IEC60068-2-2, IEC60068-2-14)	
Storage Temperature	-40°C to 85°C		-40°C to 85°C	
Relative Humidity	95%RH @ 40°C (non-Condensing)		95%RH @ 40°C (non-Condensing)	
Shock	Operating, 50 Grms, Half-sine 11 ms Duration (w/ SSD, according to IEC60068-2-27)		Operating, 50 Grms, Half-sine 11 ms Duration (w/ SSD, according to IEC60068-2-27)	
Vibration	Operating, 5 Grms, 5-500 Hz, 3 Axes (w/ SSD, according to IEC60068-2-64)		Operating, 5 Grms, 5-500 Hz, 3 Axes (w/ SSD, according to IEC60068-2-64)	
EMC	CE/ FCC Class A		CE/ FCC Class A	
Standards & Certifications	-		E-Mark	
MTBF	Time: 889,608 Hours Database: Telcordia SR-332 Issue 3, Method 1, Case 3		Time: 476,137 Hours Database: Telcordia SR-332 Issue 3, Method 1, Case 3	

Model Name	DE-1000	DE-1000L	DE-1000P
Model No.	DE-1000-R20	DE-1000L-R20	DE-1000P-R20
System	Processor	Intel Atom™ Processor E3845	
	Chipset	SOC	
	BIOS	AMI 64 Mbit SPI BIOS	
	Memory	2x DDR3L 204-pin SO-DIMM Socket, Supports up to 8 GB	
	Graphics	Integrated Intel® HD Graphics, Supports Dual Independent Display	
Audio	Realtek ALC888-GR, High Definition Audio Codec		
Video Output	1x DVI-I Connector, 1x DisplayPort Connector		
LAN	2x GbE LAN (Supports Wake On Lan, Jumbo frame, IEEE 1588v2, PXE), RJ45 GbE1-2: Intel I210-AT	6x GbE LAN (Supports Wake On Lan, Jumbo frame, IEEE 1588v2, PXE), RJ45 GbE1-2: Intel I210-AT, GbE3-6: Intel 82583V	
PoE+	-	4x PoE+, RJ45 Port (IEEE 802.3at, Offers up to 25.5W Per Port)	
Serial Port	6x RS-232/422/485 with Auto Flow Control (Supports 5V/12V), DB9		
USB	1x USB 3.0, Type-A, 4x USB 2.0, Type-A		
PS/2 Port	1x PS/2, 6-pin mini-DIN Female Connector		
LPT Port	-		
Optical Isolated DIO	8x Optical Isolated DIO(4DI, 4DO), 10 pin Terminal Block		
Audio	Realtek ALC888-GR, 1x Line-Out, 1x Mic-In		
Power Button	1x ATX Power On/Off Button		
Reset Button	-		
AT/ATX Switch	1x AT/ATX Mode Switch		
Clear CMOS Switch	-		
Remote Power On_Off / Reset	1x Remote Power On/Off Connector / -		
External FAN Connector	-		
Storage	SSD/HDD	2x 2.5" SATA HDD/SSD Bay	
mSATA	1x mSATA (Shared by Mini-PCIe Socket)		
CFast	1x CFast		
Expansion	CFM/CMI Interface	- / 1	
PCI/PCIe	-		
Mini PCI Express	2x Full-size Mini-PCIe Sockets		
Universal I/O Bracket	-		
SIM Socket	1x SIM Socket		
Antenna Holes	2x Antenna Holes		
Other	Watchdog Timer, Power Ignition Sensing		
Power Requirement	Power Type	Supports AT/ATX Power Type	
Power Input Voltage	Power Input Voltage 9~48VDC		
Connector	3-pin Terminal Block		
Power Adapter	Optional AC/DC Adapter: AC/DC 12V/5A, 60W		
Dimension (WxDxH)	203 x 200 x 65 mm		
Weight Information	2.84 kg		
Mechanical Construction	Extruded Aluminum with Heavy Duty Metal		
Mounting	Wall		
Rugged Design Features	Unibody, Fanless, Cableless		
Protection	Reverse Power Input Protection	Yes	
Over Voltage/Current Protection	58V / 20A		
ESD Protection	+/-8kV(Air), +/-4kV(Contact)		
Surge	3.84 kV (impedance 12 ohm 1.2/50us waveform)		
Operating System	Windows	Windows 10, Windows 8.1, Windows 7	
Environment	Operating Temperature	-25°C to 70°C (With Extended Temperature Peripherals; Ambient with Air Flow; According to IEC60068-2-1, IEC60068-2-2, IEC60068-2-14)	
Storage Temperature	-30°C to 85°C		
Relative Humidity	95%RH @ 40°C (non-Condensing)		
Shock	Operating, 50 Grms, Half-sine 11 ms Duration (w/ SSD, according to IEC60068-2-27)		
Vibration	Operating, 5 Grms, 5-500 Hz, 3 Axes (w/ SSD, according to IEC60068-2-64)		
EMC	CE/ FCC Class A		
Standards & Certifications	EN50155, EN50121-3-2, EN60950-1		
MTBF	Time: 600,465 Hours Database: Telcordia SR-332 Issue 3, Method 1, Case 3		

Rugged Embedded Computer

Convertible Embedded System

Industrial Panel PC

Industrial Touch Monitor

Accessory

Rugged Fanless Computer Selection Guide



Model Name		DE-1001		DE-1001L		DE-1001P		
Model No.		DE-1001-E-R20	DE-1001-P-R20	DE-1001L-E-R20	DE-1001L-P-R20	DE-1001P-E-R20	DE-1001P-P-R20	
System	Processor	Intel Atom® Processor E3845						
	Chipset	SOC						
	BIOS	AMI 64 Mbit SPI BIOS						
	Memory	2x DDR3L 204-pin SO-DIMM Socket, Supports up to 8 GB						
	Graphics	Integrated Intel® HD Graphics, Supports Dual Independent Display						
I/O Interface	Audio	Realtek ALC888-GR, High Definition Audio Codec						
	Video Output	1x DVI-I Connector, 1x DisplayPort Connector						
	LAN	2x GbE LAN (Supports Wake On Lan, Jumbo frame, IEEE 1588v2, PXE), RJ45 GbE1-2: Intel I210-AT		6x GbE LAN (Supports Wake On Lan, Jumbo frame, IEEE 1588v2, PXE), RJ45 GbE1-2: Intel I210-AT, GbE3-6: Intel 82583V				
	PoE+			4x PoE+, RJ45 Port (IEEE 802.3at, Offers up to 25.5W Per Port)				
	Serial Port	6x RS-232/422/485 with Auto Flow Control (Supports 5V/12V), DB9						
	USB	1x USB 3.0, Type-A, 4x USB 2.0, Type-A						
	PS/2 Port	1x PS/2, 6-pin mini-DIN Female Connector						
	LPT Port							
	Optical Isolated DIO	8x Optical Isolated DIO(4DI, 4DO), 10 pin Terminal Block						
	Audio	Realtek ALC888-GR, 1x Line-Out, 1x Mic-In						
	Power Button	1x ATX Power On/Off Button						
	Reset Button							
	AT/ATX Switch	1x AT/ATX Mode Switch						
	Clear CMOS Switch							
	Remote Power On / Off / Reset	1x Remote Power On/Off Connector / -						
	Storage	External FAN Connector						
		SSD/HDD	2x 2.5" SATA HDD/SSD Bay					
mSATA		1x mSATA (Shared by Mini-PCIe Socket)						
CFast		1x CFast						
Expansion	CFM/CFM Interface	- / 1						
	PCI/PCIe	1x PCIe1	1x PCI	1x PCIe1	1x PCI	1x PCIe1	1x PCI	
	Mini PCI Express	2x Full-size Mini-PCIe Sockets						
	Universal I/O Bracket	1x Universal I/O Bracket						
	SIM Socket	1x SIM Socket						
	Antenna Holes	2x Antenna Holes						
Power Requirement	Other	Watchdog Timer, Power Ignition Sensing						
	Power Type	Supports AT/ATX Power Type						
	Power Input Voltage	Power Input Voltage 9~48VDC						
	Connector	3-pin Terminal Block						
Physical	Power Adapter	Optional AC/DC Adapter: AC/DC 12V/5A, 60W						
	Dimension (WxDxH)	203 x 200 x 96.5 mm						
	Weight Information	3.4 kg						
	Mechanical Construction	Extruded Aluminum with Heavy Duty Metal Wall						
Protection	Rugged Design Features	Unibody, Fanless, Cableless						
	Reverse Power Input Protection	Yes						
	Over Voltage/Current Protection	58V / 20A						
	ESD Protection	+/-8kV(Air), +/-4kV(Contact)						
Operating System	Surge	3.84 kV (impedance 12 ohm 1.2/50us waveform)						
	Windows	Windows 10, Windows 8.1, Windows 7						
Environment	Operating Temperature	-25°C to 70°C (With Extended Temperature Peripherals; Ambient with Air Flow; According to IEC60068-2-1, IEC60068-2-2, IEC60068-2-14)						
	Storage Temperature	-30°C to 85°C						
	Relative Humidity	95%RH @ 40°C (non-Condensing)						
	Shock	Operating, 50 Grms, Half-sine 11 ms Duration (w/ SSD, according to IEC60068-2-27)						
	Vibration	Operating, 5 Grms, 5-500 Hz, 3 Axes (w/ SSD, according to IEC60068-2-64)						
	EMC	CE/ FCC Class A						
	Standards & Certifications	EN50155, EN50121-3-2, EN60950-1						
MTBF	Time: 600,465 Hours Database: Telcordia SR-332 Issue 3, Method 1, Case 3							



Model Name		DE-1002		DE-1002L		DE-1002P		
Model No.		DE-1002-EE-R20	DE-1002-PP-R20	DE-1002L-EE-R20	DE-1002L-PP-R20	DE-1002P-EE-R20	DE-1002P-PP-R20	
System	Processor	Intel Atom® Processor E3845						
	Chipset	SOC						
	BIOS	AMI 64 Mbit SPI BIOS						
	Memory	2x DDR3L 204-pin SO-DIMM Socket, Supports up to 8 GB						
	Graphics	Integrated Intel® HD Graphics, Supports Dual Independent Display						
I/O Interface	Audio	Realtek ALC888-GR High Definition Audio Codec						
	Video Output	1x DVI-I Connector, 1x DisplayPort Connector						
	LAN	2x GbE LAN (Supports Wake On Lan, Jumbo frame, IEEE 1588v2, PXE), RJ45 GbE1-2: Intel I210-AT		6x GbE LAN (Supports Wake On Lan, Jumbo frame, IEEE 1588v2, PXE), RJ45 GbE1-2: Intel I210-AT, GbE3-6: Intel 82583V				
	PoE+			4x PoE+, RJ45 Port (IEEE 802.3at, Offers up to 25.5W Per Port)				
	Serial Port	6x RS-232/422/485 with Auto Flow Control (Supports 5V/12V), DB9						
	USB	1x USB 3.0, Type-A, 4x USB 2.0, Type-A						
	PS/2 Port	1x PS/2, 6-pin mini-DIN Female Connector						
	LPT Port							
	Optical Isolated DIO	8x Optical Isolated DIO(4DI, 4DO), 10 pin Terminal Block						
	Audio	Realtek ALC888-GR, 1x Line-Out, 1x Mic-In						
	Power Button	1x ATX Power On/Off Button						
	Reset Button							
	AT/ATX Switch	1x AT/ATX Mode Switch						
	Clear CMOS Switch							
	Remote Power On / Off / Reset	1x Remote Power On/Off Connector / -						
	Storage	External FAN Connector						
		SSD/HDD	2x 2.5" SATA HDD/SSD Bay					
mSATA		1x mSATA (Shared by Mini-PCIe Socket)						
CFast		1x CFast						
Expansion	CFM/CFM Interface	- / 1						
	PCI/PCIe	2x PCIe1	2x PCI	2x PCIe1	2x PCI	2x PCIe1	2x PCI	
	Mini PCI Express	2x Full-size Mini-PCIe Sockets						
	Universal I/O Bracket	2x Universal I/O Bracket						
	SIM Socket	1x SIM Socket						
	Antenna Holes	2x Antenna Holes						
Power Requirement	Other	Watchdog Timer, Power Ignition Sensing						
	Power Type	Supports AT/ATX Power Type						
	Power Input Voltage	Power Input Voltage 9~48VDC						
	Connector	3-pin Terminal Block						
Physical	Power Adapter	Optional AC/DC Adapter: AC/DC 12V/5A, 60W						
	Dimension (WxDxH)	203 x 200 x 114.5 mm						
	Weight Information	3.66 kg						
	Mechanical Construction	Extruded Aluminum with Heavy Duty Metal Wall						
Protection	Rugged Design Features	Unibody, Fanless, Cableless						
	Reverse Power Input Protection	Yes						
	Over Voltage/Current Protection	58V / 20A						
	ESD Protection	+/-8kV(Air), +/-4kV(Contact)						
Operating System	Surge	3.84 kV (impedance 12 ohm 1.2/50us waveform)						
	Windows	Windows 10, Windows 8.1, Windows 7						
Environment	Operating Temperature	-25°C to 70°C (With Extended Temperature Peripherals; Ambient with Air Flow; According to IEC60068-2-1, IEC60068-2-2, IEC60068-2-14)						
	Storage Temperature	-30°C to 85°C						
	Relative Humidity	95%RH @ 40°C (non-Condensing)						
	Shock	Operating, 50 Grms, Half-sine 11 ms Duration (w/ SSD, according to IEC60068-2-27)						
	Vibration	Operating, 5 Grms, 5-500 Hz, 3 Axes (w/ SSD, according to IEC60068-2-64)						
	EMC	CE/ FCC Class A						
	Standards & Certifications	EN50155, EN50121-3-2, EN60950-1						
MTBF	Time: 600,465 Hours Database: Telcordia SR-332 Issue 3, Method 1, Case 3							

Rugged Embedded Computer

Convertible Embedded System

Industrial Panel PC

Industrial Touch Monitor

Accessory

Rugged Fanless Computer Selection Guide



Model Name		DS-1000	DS-1000L	DS-1000P	
Model No.		DS-1000-R11	DS-1000L-R11	DS-1000P-R11	
System	Processor	Intel 4th Generation: G1820TE / i3-4330TE / i5-4570TE / i7-4770TE Supported			
	Chipset	Intel Q87			
	BIOS	AMI 128Mbit SPI			
	Memory	2x DDR3/DDR3L 204-pin SO-DIMM Socket, Supports up to 16 GB			
	Graphics	Integrated Intel® HD Graphics, Supports Three Independent Display			
	Audio	Realtek ALC888-GR, High Definition Audio Codec			
I/O Interface	Video Output	1x DVI-I Connector, 2x DisplayPort Connector			
	LAN	2x GbE LAN (Supports Wake On Lan, Jumbo frame, IEEE 1588v2, PXE), RJ45 GbE1: Intel 82583V, GbE2: Intel i217LM,	6x GbE LAN (Supports Wake On Lan, Jumbo frame, IEEE 1588v2, PXE), RJ45 GbE1, 3-6: Intel 82583V, GbE2: Intel i217LM		
	PoE+	-	4x PoE+, RJ45 Port (IEEE 802.3at, Offers up to 25.5W Per Port)		
	Serial Port	6x RS-232/422/485 with Auto Flow Control (Supports 5V/12V), DB9			
	USB	4x USB 3.0, Type-A, 4x USB 2.0, Type-A			
	PS/2 Port	1x PS/2, 6-pin mini-DIN Female Connector			
	LPT Port	-			
	Optical Isolated DIO	8x Optical Isolated DIO(4DI, 4DO), 10 pin Terminal Block			
	Audio	Realtek ALC888-GR, 1x Line-Out, 1x Mic-In			
	Power Button	1x ATX Power On/Off Button			
	Reset Button	-			
	AT/ATX Switch	1x AT/ATX Mode Switch			
	Clear CMOS Switch	1x Clear CMOS Switch			
	Remote Power On_Off / Reset	1x Remote Power On/Off Connector / 1x Remote Reset Connector			
	External FAN Connector	1x External FAN Connector, 4-pin Terminal Block			
	Storage	SSD/HDD	2x 2.5" SATA HDD/SSD Bay, Support RAID 0/1, Hot Swap (Gen3) One Internal, One Front Accessible		
		mSATA	2x mSATA (1x Shared by Mini-PCIe Socket)		
CFast		1x CFast			
CFM/CMI Interface		- / -			
Expansion	PCI/PCIe	-			
	Mini PCI Express	2x Full-size Mini-PCIe Sockets			
	Universal I/O Bracket	2x Universal I/O Bracket			
	SIM Socket	1x SIM Socket			
	Antenna Holes	2x Antenna Holes			
	Other	Watchdog Timer, Power Ignition Sensing			
Power Requirement	Power Type	Supports AT/ATX Power Type			
	Power Input Voltage	Power Input Voltage 9~48VDC			
	Connector	3-pin Terminal Block			
Physical	Power Adapter	Optional AC/DC Adapter: AC/DC 24V/5A, 120W			
	Dimension (WxDxH)	227 x 261 x 86 mm			
	Weight Information	4.7 kg			
	Mechanical Construction	Extruded Aluminum with Heavy Duty Metal			
	Mounting	Wall			
Protection	Rugged Design Features	Unibody, Fanless, Cableless			
	Reverse Power Input Protection	Yes			
	Over Voltage/Current Protection	58V / 15A			
	ESD Protection	+/-8kV(Air), +/-4kV(Contact)			
Operating System	Surge	3.84 kV (impedance 12 ohm 1.2/50us waveform)			
	Windows	Windows 10, Windows 8.1, Windows 7			
Environment	Operating Temperature	-10°C to 60°C (With Extended Temperature Peripherals; Ambient with Air Flow; According to IEC60068-2-1, IEC60068-2-2, IEC60068-2-14)			
	Storage Temperature	-20°C to 80°C			
	Relative Humidity	95%RH @ 40°C (non-Condensing)			
	Shock	Operating, 50 Grms, Half-sine 11 ms Duration (w/ SSD, according to IEC60068-2-27)			
	Vibration	Operating, 5 Grms, 5-500 Hz, 3 Axes (w/ SSD, according to IEC60068-2-64)			
	EMC	CE/ FCC Class A			
	Standards & Certifications	EN50155, EN50121-3-2			
MTBF	Time: 366,909 Hours Database: Telcordia SR-332 Issue 3, Method 1, Case 3				

Model Name		DS-1001		DS-1001L		DS-1001P		
Model No.		DS-1001-E-R11	DS-1001-P-R11	DS-1001L-E-R11	DS-1001L-P-R11	DS-1001P-E-R11	DS-1001P-P-R11	
System	Processor	Intel 4th Generation: G1820TE / i3-4330TE / i5-4570TE / i7-4770TE Supported						
	Chipset	Intel Q87						
	BIOS	AMI 128Mbit SPI						
	Memory	2x DDR3/DDR3L 204-pin SO-DIMM Socket, Supports up to 16 GB						
	Graphics	Integrated Intel® HD Graphics, Supports Three Independent Display						
	Audio	Realtek ALC888-GR, High Definition Audio Codec						
I/O Interface	Video Output	1x DVI-I Connector, 2x DisplayPort Connector						
	LAN	2x GbE LAN (Supports Wake On Lan, Jumbo frame, IEEE 1588v2, PXE), RJ45 GbE1: Intel 82583V, GbE2: Intel i217LM,	6x GbE LAN (Supports Wake On Lan, Jumbo frame, IEEE 1588v2, PXE), RJ45 GbE1, 3-6: Intel 82583V, GbE2: Intel i217LM		4x PoE+, RJ45 Port (IEEE 802.3at, Offers up to 25.5W Per Port)			
	PoE+	-		4x PoE+, RJ45 Port (IEEE 802.3at, Offers up to 25.5W Per Port)				
	Serial Port	6x RS-232/422/485 with Auto Flow Control (Supports 5V/12V), DB9						
	USB	4x USB 3.0, Type-A, 4x USB 2.0, Type-A						
	PS/2 Port	1x PS/2, 6-pin mini-DIN Female Connector						
	LPT Port	-						
	Optical Isolated DIO	8x Optical Isolated DIO(4DI, 4DO), 10 pin Terminal Block						
	Audio	Realtek ALC888-GR, 1x Line-Out, 1x Mic-In						
	Power Button	1x ATX Power On/Off Button						
	Reset Button	-						
	AT/ATX Switch	1x AT/ATX Mode Switch						
	Clear CMOS Switch	1x Clear CMOS Switch						
	Remote Power On_Off / Reset	1x Remote Power On/Off Connector / 1x Remote Reset Connector						
	External FAN Connector	1x External FAN Connector, 4-pin Terminal Block						
	Storage	SSD/HDD	2x 2.5" SATA HDD/SSD Bay, Support RAID 0/1, Hot Swap (Gen3) One Internal, One Front Accessible					
		mSATA	2x mSATA (1x Shared by Mini-PCIe Socket)					
CFast		1x CFast						
CFM/CMI Interface		- / -						
Expansion	PCI/PCIe	1x PCIe16	1x PCI	1x PCIe16	1x PCI	1x PCIe16	1x PCI	
	Mini PCI Express	2x Full-size Mini-PCIe Sockets						
	Universal I/O Bracket	2x Universal I/O Bracket						
	SIM Socket	1x SIM Socket						
	Antenna Holes	2x Antenna Holes						
	Other	Watchdog Timer, Power Ignition Sensing						
Power Requirement	Power Type	Supports AT/ATX Power Type						
	Power Input Voltage	Power Input Voltage 9~48VDC						
	Connector	3-pin Terminal Block						
Physical	Power Adapter	Optional AC/DC Adapter: AC/DC 24V/5A, 120W						
	Dimension (WxDxH)	227 x 261 x 106 mm						
	Weight Information	5.22 kg						
	Mechanical Construction	Extruded Aluminum with Heavy Duty Metal						
	Mounting	Wall						
Protection	Rugged Design Features	Unibody, Fanless, Cableless						
	Reverse Power Input Protection	Yes						
	Over Voltage/Current Protection	58V / 15A						
	ESD Protection	+/-8kV(Air), +/-4kV(Contact)						
Operating System	Surge	3.84 kV (impedance 12 ohm 1.2/50us waveform)						
	Windows	Windows 10, Windows 8.1, Windows 7						
Environment	Operating Temperature	-10°C to 60°C (With Extended Temperature Peripherals; Ambient with Air Flow; According to IEC60068-2-1, IEC60068-2-2, IEC60068-2-14)						
	Storage Temperature	-20°C to 80°C						
	Relative Humidity	95%RH @ 40°C (non-Condensing)						
	Shock	Operating, 50 Grms, Half-sine 11 ms Duration (w/ SSD, according to IEC60068-2-27)						
	Vibration	Operating, 5 Grms, 5-500 Hz, 3 Axes (w/ SSD, according to IEC60068-2-64)						
	EMC	CE/ FCC Class A						
	Standards & Certifications	EN50155, EN50121-3-2						
MTBF	Time: 366,909 Hours Database: Telcordia SR-332 Issue 3, Method 1, Case 3							

Rugged Embedded Computer

Convertible Embedded System

Industrial Panel PC

Industrial Touch Monitor

Accessory

Rugged Fanless Computer Selection Guide



Model Name		DS-1002			DS-1002L		
Model No.		DS-1002-PE-R11	DS-1002-EE-R11	DS-1002-PP-R11	DS-1002L-PE-R11	DS-1002L-EE-R11	DS-1002L-PP-R11
System	Processor	Intel 4th Generation: G1820TE / i3-4330TE / i5-4570TE / i7-4770TE Supported			Intel 4th Generation: G1820TE / i3-4330TE / i5-4570TE / i7-4770TE Supported		
	Chipset	Intel Q87			Intel Q87		
	BIOS	AMI 128Mbit SPI			AMI 128Mbit SPI		
	Memory	2x DDR3/DDR3L 204-pin SO-DIMM Socket, Supports up to 16 GB			2x DDR3/DDR3L 204-pin SO-DIMM Socket, Supports up to 16 GB		
	Graphics	Integrated Intel® HD Graphics, Supports Three Independent Display			Integrated Intel® HD Graphics, Supports Three Independent Display		
I/O Interface	Audio	Realtek ALC888-GR, High Definition Audio Codec			Realtek ALC888-GR, High Definition Audio Codec		
	Video Output	1x DVI-I Connector, 2x DisplayPort Connector			1x DVI-I Connector, 2x DisplayPort Connector		
	LAN	2x GbE LAN (Supports Wake On Lan, Jumbo frame, IEEE 1588v2, PXE), RJ45 GbE1, 3-6: Intel 82583V, GbE2: Intel i217LM			6x GbE LAN (Supports Wake On Lan, Jumbo frame, IEEE 1588v2, PXE), RJ45 GbE1, 3-6: Intel 82583V, GbE2: Intel i217LM		
	PoE+	-			-		
	Serial Port	6x RS-232/422/485 with Auto Flow Control (Supports 5V/12V), DB9			6x RS-232/422/485 with Auto Flow Control (Supports 5V/12V), DB9		
	USB	4x USB 3.0, Type-A, 4x USB 2.0, Type-A			4x USB 3.0, Type-A, 4x USB 2.0, Type-A		
	PS/2 Port	1x PS/2, 6-pin mini-DIN Female Connector			1x PS/2, 6-pin mini-DIN Female Connector		
	LPT Port	-			-		
	Optical Isolated DIO	8x Optical Isolated DIO(4DI, 4DO), 10 pin Terminal Block			8x Optical Isolated DIO(4DI, 4DO), 10 pin Terminal Block		
	Audio	Realtek ALC888-GR, 1x Line-Out, 1x Mic-In			Realtek ALC888-GR, 1x Line-Out, 1x Mic-In		
	Power Button	1x ATX Power On/Off Button			1x ATX Power On/Off Button		
	Reset Button	-			-		
	AT/ATX Switch	1x AT/ATX Mode Switch			1x AT/ATX Mode Switch		
	Clear CMOS Switch	1x Clear CMOS Switch			1x Clear CMOS Switch		
	Remote Power On / Off / Reset	1x Remote Power On/Off Connector / 1x Remote Reset Connector			1x Remote Power On/Off Connector / 1x Remote Reset Connector		
External FAN Connector	1x External FAN Connector, 4-pin Terminal Block			1x External FAN Connector, 4-pin Terminal Block			
Storage	SSD/HDD	2x 2.5" SATA HDD/SSD Bay, Support RAID 0/1, Hot Swap (Gen3) One Internal, One Front Accessible			2x 2.5" SATA HDD/SSD Bay, Support RAID 0/1, Hot Swap (Gen3) One Internal, One Front Accessible		
	mSATA	2x mSATA (1x Shared by Mini-PCIe Socket)			2x mSATA (1x Shared by Mini-PCIe Socket)		
	CFast	1x CFast			1x CFast		
	CFM/CMI Interface	- / -			- / -		
Expansion	PCI/PCIe	1x PCIe16, 1x PCI	1x PCIe16, 1x PCIe1	2x PCI	1x PCIe16, 1x PCI	1x PCIe16, 1x PCIe1	2x PCI
	Mini PCI Express	2x Full-size Mini-PCIe Sockets			2x Full-size Mini-PCIe Sockets		
	Universal I/O Bracket	3x Universal I/O Bracket			3x Universal I/O Bracket		
	SIM Socket	1x SIM Socket			1x SIM Socket		
	Antenna Holes	2x Antenna Holes			2x Antenna Holes		
Power Requirement	Other	Watchdog Timer, Power Ignition Sensing			Watchdog Timer, Power Ignition Sensing		
	Power Type	Supports AT/ATX Power Type			Supports AT/ATX Power Type		
	Power Input Voltage	Power Input Voltage 9~48VDC			Power Input Voltage 9~48VDC		
	Connector	3-pin Terminal Block			3-pin Terminal Block		
Physical	Power Adapter	Optional AC/DC Adapter: AC/DC 24V/5A, 120W			Optional AC/DC Adapter: AC/DC 24V/5A, 120W		
	Dimension (WxDxH)	227 x 261 x 126 mm			227 x 261 x 126 mm		
	Weight Information	5.7 kg			5.7 kg		
	Mechanical Construction	Extruded Aluminum with Heavy Duty Metal			Extruded Aluminum with Heavy Duty Metal		
Protection	Mechanical Construction	Wall			Wall		
	Rugged Design Features	Unibody, Fanless, Cableless			Unibody, Fanless, Cableless		
	Reverse Power Input Protection	Yes			Yes		
	Over Voltage/Current Protection	58V / 15A			58V / 15A		
Operating System	ESD Protection	+/-8kV(Air), +/-4kV(Contact)			+/-8kV(Air), +/-4kV(Contact)		
	Surge	3.84 kV (impedance 12 ohm 1.2/50us waveform)			3.84 kV (impedance 12 ohm 1.2/50us waveform)		
Environment	Windows	Windows 10, Windows 8.1, Windows 7			Windows 10, Windows 8.1, Windows 7		
	Operating Temperature	-10°C to 60°C (With Extended Temperature Peripherals; Ambient with Air Flow; According to IEC60068-2-1, IEC60068-2-2, IEC60068-2-14)			-10°C to 60°C (With Extended Temperature Peripherals; Ambient with Air Flow; According to IEC60068-2-1, IEC60068-2-2, IEC60068-2-14)		
	Storage Temperature	-20°C to 80°C			-20°C to 80°C		
	Relative Humidity	95%RH @ 40°C (non-Condensing)			95%RH @ 40°C (non-Condensing)		
	Shock	Operating, 50 Grms, Half-sine 11 ms Duration (w/ SSD, according to IEC60068-2-27)			Operating, 50 Grms, Half-sine 11 ms Duration (w/ SSD, according to IEC60068-2-27)		
	Vibration	Operating, 5 Grms, 5-500 Hz, 3 Axes (w/ SSD, according to IEC60068-2-64)			Operating, 5 Grms, 5-500 Hz, 3 Axes (w/ SSD, according to IEC60068-2-64)		
	EMC	CE/ FCC Class A			CE/ FCC Class A		
Standards & Certifications	EN50155, EN50121-3-2			EN50155, EN50121-3-2			
MTBF	Time: 366,909 Hours Database: Telcordia SR-332 Issue 3, Method 1, Case 3			Time: 366,909 Hours Database: Telcordia SR-332 Issue 3, Method 1, Case 3			

Model Name		DS-1002P		
Model No.		DS-1002P-PE-R11	DS-1002P-EE-R11	DS-1002P-PP-R11
System	Processor	Intel 4th Generation: G1820TE / i3-4330TE / i5-4570TE / i7-4770TE Supported		
	Chipset	Intel Q87		
	BIOS	AMI 128Mbit SPI		
	Memory	2x DDR3/DDR3L 204-pin SO-DIMM Socket, Supports up to 16 GB		
	Graphics	Integrated Intel® HD Graphics, Supports Three Independent Display		
I/O Interface	Audio	Realtek ALC888-GR, High Definition Audio Codec		
	Video Output	1x DVI-I Connector, 2x DisplayPort Connector		
	LAN	6x GbE LAN (Supports Wake On Lan, Jumbo frame, IEEE 1588v2, PXE), RJ45 GbE1, 3-6: Intel 82583V, GbE2: Intel i217LM		
	PoE+	4x PoE+, RJ45 Port (IEEE 802.3at, Offers up to 25.5W Per Port)		
	Serial Port	6x RS-232/422/485 with Auto Flow Control (Supports 5V/12V), DB9		
	USB	4x USB 3.0, Type-A, 4x USB 2.0, Type-A		
	PS/2 Port	1x PS/2, 6-pin mini-DIN Female Connector		
	LPT Port	-		
	Optical Isolated DIO	8x Optical Isolated DIO(4DI, 4DO), 10 pin Terminal Block		
	Audio	Realtek ALC888-GR, 1x Line-Out, 1x Mic-In		
	Power Button	1x ATX Power On/Off Button		
	Reset Button	-		
	AT/ATX Switch	1x AT/ATX Mode Switch		
	Clear CMOS Switch	1x Clear CMOS Switch		
	Remote Power On / Off / Reset	1x Remote Power On/Off Connector / 1x Remote Reset Connector		
External FAN Connector	1x External FAN Connector, 4-pin Terminal Block			
Storage	SSD/HDD	2x 2.5" SATA HDD/SSD Bay, Support RAID 0/1, Hot Swap (Gen3) One Internal, One Front Accessible		
	mSATA	2x mSATA (1x Shared by Mini-PCIe Socket)		
	CFast	1x CFast		
	CFM/CMI Interface	- / -		
Expansion	PCI/PCIe	1x PCIe16, 1x PCI	1x PCIe16, 1x PCIe1	2x PCI
	Mini PCI Express	2x Full-size Mini-PCIe Sockets		
	Universal I/O Bracket	3x Universal I/O Bracket		
	SIM Socket	1x SIM Socket		
	Antenna Holes	2x Antenna Holes		
Power Requirement	Other	Watchdog Timer, Power Ignition Sensing		
	Power Type	Supports AT/ATX Power Type		
	Power Input Voltage	Power Input Voltage 9~48VDC		
	Connector	3-pin Terminal Block		
Physical	Power Adapter	Optional AC/DC Adapter: AC/DC 24V/5A, 120W		
	Dimension (WxDxH)	227 x 261 x 126 mm		
	Weight Information	5.7 kg		
	Mechanical Construction	Extruded Aluminum with Heavy Duty Metal		
Protection	Mechanical Construction	Wall		
	Rugged Design Features	Unibody, Fanless, Cableless		
	Reverse Power Input Protection	Yes		
	Over Voltage/Current Protection	58V / 15A		
Operating System	ESD Protection	+/-8kV(Air), +/-4kV(Contact)		
	Surge	3.84 kV (impedance 12 ohm 1.2/50us waveform)		
Environment	Windows	Windows 10, Windows 8.1, Windows 7		
	Operating Temperature	-10°C to 60°C (With Extended Temperature Peripherals; Ambient with Air Flow; According to IEC60068-2-1, IEC60068-2-2, IEC60068-2-14)		
	Storage Temperature	-20°C to 80°C		
	Relative Humidity	95%RH @ 40°C (non-Condensing)		
	Shock	Operating, 50 Grms, Half-sine 11 ms Duration (w/ SSD, according to IEC60068-2-27)		
	Vibration	Operating, 5 Grms, 5-500 Hz, 3 Axes (w/ SSD, according to IEC60068-2-64)		
	EMC	CE/ FCC Class A		
Standards & Certifications	EN50155, EN50121-3-2			
MTBF	Time: 366,909 Hours Database: Telcordia SR-332 Issue 3, Method 1, Case 3			

Rugged Embedded Computer

Convertible Embedded System

Industrial Panel PC

Industrial Touch Monitor

Accessory

Rugged Fanless Computer Selection Guide



Model Name	DS-1100	DS-1101	DS-1102	
Model No.	DS-1100-R10	DS-1101-R10	DS-1102-R10	
System	Processor	Intel 6th Generation: i7-6700TE / i5-6500TE / i3-6100TE / i7-6700 / i5-6500 / i3-6100 / G4400TE / G3900TE / G4400 / G3900 Supported		
	Chipset	Intel Q170		
	BIOS	AMI 16 Mbit SPI BIOS		
	Memory	2x DDR4 260-pin SO-DIMM Socket, Supports up to 32 GB		
	Graphics	Integrated Intel® HD Graphics, Supports Three Independent Display		
I/O Interface	Audio	Realtek ALC888-GR, High Definition Audio Codec		
	Video Output	1x DVI-I Connector, 1x DisplayPort Connector, 1x DisplayPort/HDMI Connector		
	LAN	2x GbE LAN (Supports Wake On Lan, Jumbo frame, IEEE 1588v2, PXE), RJ45 GbE1: Intel I219LM, GbE2: Intel I210AT Optional CMI Module: 4x GbE LAN, RJ45 Port or 4x GbE LAN, M12 Port		
	PoE+	Optional CMI Module: 4x PoE+, RJ45 Port or M12 Port (IEEE 802.3at, Offers up to 25.5W Per Port)		
	Serial Port	2x RS-232/422/485 with Auto Flow Control (Supports 5V/12V), DB9 Optional CMI Module: 4x RS-232/422/485 (Supports 5V/12V), DB9 or 4x Electrical Isolated RS-232/422/485, DB9		
	USB	6x USB 3.0, Type-A, 2x USB 2.0, Type-A		
	PS/2 Port	1x PS/2, 6-pin mini-DIN Female Connector		
	LPT Port	-		
	Optical Isolated DIO	Optional CMI Module: 8x Optical Isolated DIO(4DI, 4DO), 10 pin Terminal Block		
	Audio	Realtek ALC888-GR, 1x Line-Out, 1x Mic-In		
	Power Button	1x ATX Power On/Off Button		
	Reset Button	-		
	AT/ATX Switch	1x AT/ATX Mode Switch		
	Clear CMOS Switch	1x Clear CMOS Switch		
	Remote Power On_Off / Reset	1x Remote Power On/Off Connector / 1x Remote Reset Connector		
	External FAN Connector	1x External FAN Connector, 4-pin Terminal Block		
	Storage	SSD/HDD	2x 2.5" SATA HDD/SSD Bay, Support RAID 0/1, Hot Swap (Gen3) One Internal, One Front Accessible	
mSATA		3x mSATA (Shared by Mini-PCIe Socket) (Gen2)		
CFast		-		
Expansion	CFM/CMI Interface	1 / 2		
	PCI/PCIe	1x Expansion slot: 1x PCIe16 or 1x PCI 2x Expansion slots: 1x PCIe16 + 1x PCIe1, 1x PCIe16 + 1x PCI, 2x PCIe8 or 2x PCI		
	Mini PCI Express	3x Full-size Mini-PCIe Sockets		
	Universal I/O Bracket	2x Universal I/O Bracket		3x Universal I/O Bracket
	SIM Socket	1x SIM Socket		
Power Requirement	Antenna Holes	2x Antenna Holes		
	Other	Super Cap, Instant Reboot, Watchdog Timer, Power Ignition Sensing		
	Power Type	Supports AT/ATX Power Type		
	Power Input Voltage	Power Input Voltage 9~48VDC		
	Connector	3-pin Terminal Block		
Physical	Power Adapter	Optional AC/DC Adapter: AC/DC 24V/5A, 120W or AC/DC 24V/9.2A, 220W		
	Dimension (WxDxH)	227 x 261 x 88 mm	227 x 261 x 108 mm	227 x 261 x 128 mm
	Weight Information	4.7 kg	5.22 kg	5.7 kg
	Mechanical Construction	Extruded Aluminum with Heavy Duty Metal Wall		
	Rugged Design Features	Unibody, Fanless, Jumper-less, Cableless		
Protection	Reverse Power Input Protection	Yes		
	Over Voltage/Current Protection	58V / 15A		
	ESD Protection	+/-15kV(Air), +/-8kV(Contact)		
Operating System	Surge	3.84 kV (impedance 12 ohm 1.2/50us waveform)		
	Windows	Windows 10, Windows 8.1, Windows 7		
Environment	Operating Temperature	35W TDP Processor: -40°C to 70°C; 51~65W TDP Processor: -40°C to 50°C (With Extended Temperature Peripherals; Ambient with Air Flow; According to IEC60068-2-1, IEC60068-2-2, IEC60068-2-14)		
	Storage Temperature	-40°C to 85°C		
	Relative Humidity	95%RH @ 40°C (non-Condensing)		
	Shock	Operating, 50 Grms, Half-sine 11 ms Duration (w/ SSD, according to IEC60068-2-27)		
	Vibration	Operating, 5 Grms, 5-500 Hz, 3 Axes (w/ SSD, according to IEC60068-2-64)		
	EMC	CE/ FCC Class A		
	Standards & Certifications	EN50155, EN50121-3-2, EN60950-1		
	MTBF	Time: 501,323 Hours Database: Telcordia SR-332 Issue 3, Method 1, Case 3		

Model Name	DI-1000	DI-1000	DX-1000
Model No.	DI-1000-i3-R10	DI-1000-i5-R10	DX-1000-R10
System	Processor	Intel® Core™ i3-6100U Processor	Intel® Core™ i5-6300U Processor
	Chipset	SOC	
	BIOS	AMI 8 Mbit SPI BIOS	
	Memory	1x DDR4 260-pin SO-DIMM Socket, Supports up to 16 GB	
	Graphics	Integrated Intel® HD Graphics, Supports Three Independent Display	
I/O Interface	Audio	Realtek ALC888-GR, High Definition Audio Codec	
	Video Output	1x DVI-I Connector, 1x DisplayPort Connector	
	LAN	2x GbE LAN (Supports Wake On Lan, Jumbo frame, IEEE 1588v2, PXE), RJ45 GbE1: Intel I210AT, GbE2: Intel I219LM Optional CMI Module: 4x GbE LAN, RJ45 Port or 4x GbE LAN, M12 Port	
	PoE+	Optional CMI Module: 4x PoE+, RJ45 Port or M12 Port (IEEE 802.3at, Offers up to 25.5W Per Port)	
	Serial Port	6x RS-232/422/485 with Auto Flow Control (Supports 5V/12V), DB9	
	USB	4x USB 3.0, Type-A, 2x USB 2.0, Type-A	
	PS/2 Port	1x PS/2, 6-pin mini-DIN Female Connector	
	LPT Port	-	
	Optical Isolated DIO	8x Optical Isolated DIO(4DI, 4DO), 10 pin Terminal Block	
	Audio	Realtek ALC888-GR, 1x Line-Out, 1x Mic-In	
	Power Button	1x ATX Power On/Off Button	
	Reset Button	-	
	AT/ATX Switch	1x AT/ATX Mode Switch	
	Clear CMOS Switch	1x Clear CMOS Switch	
	Remote Power On_Off / Reset	1x Remote Power On/Off Connector / -	
	External FAN Connector	-	
	Storage	SSD/HDD	2x 2.5" SATA HDD/SSD Bay, Support RAID 0/1 (Gen3) One Internal, One Hot-swappable Front Accessible
mSATA		2x mSATA (Shared by Mini-PCIe Socket) (Gen2)	
CFast		-	
CFM/CMI Interface		1 / 1	
PCI/PCIe		-	
Expansion	Mini PCI Express	2x Full-size Mini-PCIe Sockets	
	Universal I/O Bracket	1x Universal I/O Bracket	
	SIM Socket	1x SIM Socket	
	Antenna Holes	4x Antenna Holes	
	Other	Super Cap, Instant Reboot, Watchdog Timer, Power Ignition Sensing	
Power Requirement	Power Type	Supports AT/ATX Power Type	
	Power Input Voltage	Power Input Voltage 9~48VDC	
	Connector	3-pin Terminal Block	
	Power Adapter	Optional AC/DC Adapter: AC/DC 12V/5A, 60W or AC/DC 24V/5A, 120W	
	Dimension (WxDxH)	203 x 142 x 66.8 mm	
Physical	Weight Information	1.65 kg	
	Mechanical Construction	Extruded Aluminum with Heavy Duty Metal Wall/Side/DIN-RAIL/VESA	
	Rugged Design Features	Unibody, Fanless, Jumper-less, Cableless	
	Reverse Power Input Protection	Yes	
	Over Voltage/Current Protection	58V / 15A	
Protection	ESD Protection	+/-15kV(Air), +/-8kV(Contact)	
	Surge	3.84 kV (impedance 12 ohm 1.2/50us waveform)	
	Windows	Windows 10, Windows 8.1, Windows 7	
Environment	Operating Temperature	-40°C to 70°C (With Extended Temperature Peripherals; A mbient with Air Flow; According to IEC60068-2-1, IEC60068-2-2, IEC60068-2-14)	
	Storage Temperature	-40°C to 85°C	
	Relative Humidity	95%RH @ 40°C (non-Condensing)	
	Shock	Operating, 50 Grms, Half-sine 11 ms Duration (w/ SSD, according to IEC60068-2-27)	
	Vibration	Operating, 5 Grms, 5-500 Hz, 3 Axes (w/ SSD, according to IEC60068-2-64)	
	EMC	CE, FCC Class A	
	Standards & Certifications	EN50155, EN50121-3-2, E-Mark	
	MTBF	Time: 360,145 Hours Database: Telcordia SR-332 Issue 3, Method 1, Case 3	

Rugged Embedded Computer

Convertible Embedded System

Industrial Panel PC

Industrial Touch Monitor

Accessory



Convertible Embedded System

Convertible Display System (CDS) technology provides configure on demand, scalability, transformability and easy maintenance.

P2000 Series

High Performance Convertible Computer



P2000 Series · High Performance Convertible Computer



- Onboard Intel® 6th Generation Core™ U Series Processor (15W)
- 2x 2.5" SATA HDD Bay, 1x mSATA and 1x CFAST Socket
- Supports 2x PoE+, Individual Port Offers Max. 25.5W (with optional CFM module)
- Supports Ignition Sensing Function (IGN) (with optional CFM module)
- Rich I/O (2x GbE LAN, 6x COM, 5x USB, 16x Isolated DIO)
- Supports Instant Reboot Technology and SuperCap for CMOS Battery (Maintenance-free)
- Supports CDS Technology for Convertible Panel PC
- Wide Operating Temperature (-25°C to 70°C)

Cincoze P2000 Series is a high performance fanless embedded computer powered by Intel® 6th generation Core™ U series processor with only 15 watt power consumption. The advanced graphics engine supports triple independent display with 1x VGA, 1x DVI-D and 1x CDS interface. P2000 Series supports CFM Technology allowing you to extend PoE and IGN function with additional modules. And thanks to Cincoze' exclusive CDS Technology, P2000 Series also acts as an engine of panel PC to be configured with CV-100 and CS-100 Series display module.



High performance

Powered by Intel® 6th Generation Core™ Processor U Series, P2000 Series provides an optimal combination of high performance computing and low power consumption.



Expandable

The P2000 Series combines 2x Full-size Mini-PCIe sockets, 1x PCI or 1x PCIe4 socket to provide great expansion capability and system flexibility.



CDS Technology

CDS (Convertible Display Systems) is a patented technology from Cincoze, which is a revolutionary panel PC solution offering features of modular design, configured on demand, scalability, transformability and Plug & Play.

Available Models



P2002-i5



P2002E-i5 P2002E-i5-E4 P2002E-i5-PI

- P2002-i5 Intel® 6th Gen. Core™ i5-6300U Fanless Computer with CFM and CDS Interface
- P2002E-i5 Intel® 6th Gen. Core i5-6300U Expandable Fanless Computer with CFM and CDS Interface
- P2002E-i5-E4 Intel® 6th Gen. Core i5-6300U Expandable Fanless Computer with CFM and CDS Interface, 1x PCIe4 Expansion
- P2002E-i5-PI Intel® 6th Gen. Core i5-6300U Expandable Fanless Computer with CFM and CDS Interface, 1x PCI Expansion



P1000 Series

Power Efficient Convertible Computer

P1000 Series · Power Efficient Convertible Computer



- Onboard Intel® Atom™ E3845 Processor Quad Core, 1.91GHz
- 1x 2.5" SATA HDD bay, 1x CFAST Card and 1x SIM Card Socket
- 2x LAN, 4x USB, 2x COM, 1x VGA, 1x DisplayPort, 4x DI/4x DO
- Wide Range Power Input 9~48VDC
- 1x Mini-PCIe Expansion Slot
- Supports Panel / Wall / VESA Mounting
- Convertible Display System (CDS) Supported

Powered by Intel® Atom™ E3845 Quad Core 1.91GHz, P1000 Series is the fanless computer module supports Convertible Display System (CDS) technology that allows to be configured to Convertible Panel PC. It supports wide range DC power input from 9~48 VDC. Furthermore, it is a great fanless computer for various industrial applications.



Power Efficient

The P1000 Series is designed to be a cost-effective and energy-saving fanless computer module powered by the Intel® Atom™ processor.



Slim & Rich I/O

The P1000 Series features extensive I/Os, Mini-PCIe expansion slot, 2.5" SATA HDD bay, CFAST and SIM card. It is a slim type fanless computer for various industrial applications.



CDS Technology

CDS (Convertible Display Systems) is a patented technology from Cincoze, which is a revolutionary panel PC solution offering features of modular design, configured on demand, scalability, transformability and Plug & Play.

Available Models



P1001



P1001E

- P1001 Intel® Atom™ E3845 Quad Core PC Module, 4x USB, 2x COM, 1x VGA and 1x DisplayPort
- P1001E Intel® Atom™ E3845 Quad Core PC Module, 4x USB, 2x COM, 1x VGA and 1x DisplayPort, 2x Universal I/O Brackets



M1000 Series

Convertible Monitor Module

M1000 Series · Convertible Monitor Module



- 1x VGA, 1x DVI-D, 1x DisplayPort Input Interface
- 1x USB, 1x COM, 1x Audio Input
- OSD Control Button: LCD On/Off, Auto, Menu, Up and Down
- OSD Function Supported
- Wide Range Power Input 9~48VDC
- Supports Panel / Wall / VESA Mounting
- Convertible Display System (CDS) Supported

M1000 Series is a monitor module which supports Convertible Display Systems (CDS Technology), it is compatible with Cincoze Display Modules for different display sizes and touchscreens. M1000 Series supports both digital and analog signal input via three types of display interface: VGA, DVI-D and DisplayPort. In addition, it has OSD function for adjusting the viewing options of display and supports 1x USB and 1x COM port as the touch panel connectors.



FHD Video Input

M1000 Series supports Full HD resolution and offers both digital and analog signal input interfaces including VGA, DVI-D & DisplayPort.



Full Function

Designed for full functionality, M1001 Series provides both USB and COM touch interfaces, 2x internal 5W speakers and multi-language OSD function.



CDS Technology

CDS (Convertible Display Systems) is a patented technology from Cincoze, which is a revolutionary solution offering features of modular design, configured on demand, scalability, transformability and Plug & Play.

Available Models



Front View



Rear View

M1001 Monitor Module with 1x VGA, 1x DVI-D, 1x DisplayPort, 1x USB, and 1x COM



CV-100 Series Convertible Display Module

CV-100 Series · Convertible Display Module



- Wide Range of Panel Sizes (8"-21") with Resistive 5-wire or Projected Capacitive Touch
- LED Backlight Life (30,000 to 70,000 hrs)
- Resolution up to 1920 x 1080 (Full HD)
- Brightness up to 500 nits
- Designed with Aluminum Die-casting Front Frame
- IP 65 Compliant Front Panel
- Convertible Display System (CDS) Technology Supported

CV-100 Series is Convertible Display Module with resistive 5-wire / projected capacitive touch screen. It offers resolution up to 1920 x 1080 (Full HD) and brightness up to 500 nits. CV-100 Series features flat surface and IP65 dust/waterproof front panel. In addition, designed with the aluminum die-casting front frame, it is rugged and reliable for industrial applications and harsh environment. With the support of Convertible Display System (CDS Technology), CV-100 Series allows you to configure and upgrade your Display System with the maintenance-free operation.



Comprehensive Selection

CV-100 Series is a fully configurable display solution, which is available in a range of screen sizes with different touch technologies.



Industrial Design

Featuring aluminum die-casting, IP65 front panel and flat surface, CV-100 Series is an ideal choice for industrial applications.



CDS Technology

CDS (Convertible Display Systems) is a patented technology from Cincoze, which is a revolutionary solution offering features of modular design, configured on demand, scalability, transformability and Plug & Play.

Available Models



Models	Panel Size	Touch Type	Resolution / Brightness
CV-108R	8.4" TFT-LCD	Resistive	800x600 (SVGA) / 400 nits
CV-110(R/C)	10.4" TFT-LCD	Resistive or Capacitive	800x600 (SVGA) / 400 nits
CV-110H(R/C)	10.4" TFT-LCD	Resistive or Capacitive	1024x768 (XGA) / 400 nits
CV-112(R/C)	12.1" TFT-LCD	Resistive or Capacitive	800x600 (SVGA) / 450 nits
CV-112H(R/C)	12.1" TFT-LCD	Resistive or Capacitive	1024x768 (XGA) / 500 nits
CV-115(R/C)	15" TFT-LCD	Resistive or Capacitive	1024x768 (XGA) / 350 nits
CV-W115(R/C)	15.6" TFT-LCD	Resistive or Capacitive	1366x768 (WXGA) / 400 nits
CV-117(R/C)	17" TFT-LCD	Resistive or Capacitive	1280x1024 (SXGA) / 350 nits
CV-119(R/C)	19" TFT-LCD	Resistive or Capacitive	1280x1024 (SXGA) / 350 nits
CV-W121(R/C)	21.5" TFT-LCD	Resistive or Capacitive	1920x1080 (Full HD) / 300 nits

(R/C): Resistive 5-wire Touch / Projected Capacitive Touch



CS-100 Series

Sunlight Readable Convertible Display Module

CS-100 Series · Sunlight Readable Convertible Display Module



- 10"~19" TFT LCD with Ultra High Brightness up to 1,600nits
- Wide Operating Temperature -20~70°C
- True Flat IP65 Front Panel Protection
- Rugged Aluminum Die-casting Bezel
- Convertible Display System (CDS) Supported
- Supports Optical Bonding (Optional)

CS-100 Series is the Sunlight Readable Convertible Display Module with projected capacitive touch screen. It offers resolution up to 1280 x 1024 (SXGA) and high brightness up to 1600 nits. It supports flat surface and IP65 dust/waterproof front panel. CS-100 Series is a rugged and reliable solution with aluminum die-casting front frame dedicating to sunlight / outdoor industrial applications.



Sunlight Readable

Providing ultra-high brightness to enhance sunlight readability, CS-100 Series is suitable for all lighting conditions including direct sunlight.



Wide Operating Temperature

Selected LCD with operating temperature support from -20 to 70°C, ensuring stable operation and performance reliability under extreme condition.



CDS Technology

CDS (Convertible Display Systems) is a patented technology from Cincoze, which is a revolutionary solution offering features of modular design, configured on demand, scalability, transformability and Plug & Play.

Available Models



Models	Panel Size	Brightness	Touch Type	Resolution
CS-110HC	10.4" TFT-LCD	1500 nits	Capacitive	1024X768 (XGA)
CS-112HC	12.1" TFT-LCD	1500 nits	Capacitive	1024X768 (XGA)
CS-115C	15" TFT-LCD	1600 nits	Capacitive	1024x768 (XGA)
CS-117C	17" TFT-LCD	1500 nits	Capacitive	1280x1024 (SXGA)
CS-119C	19" TFT-LCD	1600 nits	Capacitive	1280x1024 (SXGA)

Convertible Embedded System Selection Guide



Model Name		P2002	P2002E		
Model No.		P2002-i5-R10	P2002E-i5-R10	P2002E-i5-E4-R10	P2002E-i5-PI-R10
System	Processor	Intel® Core™ i5-6300U Processor (3M Cache, up to 3.00 GHz)	Intel® Core™ i5-6300U Processor (3M Cache, up to 3.00 GHz)		
	Chipset	SOC			
	BIOS	AMI 8 Mbit SPI BIOS			
	Memory	1x DDR4 260-pin SO-DIMM Socket, Support up to 16 GB			
	Graphics	Integrated Intel® HD Graphics, Support Three Independent Display			
I/O Interface	Audio	Realtek ALC888-GR, High Definition Audio			
	Video Output	1x VGA connector, 1x DVI Connector			
	CDS	1x CPCI Connector			
	LAN	2x GbE LAN (Support Wake On Lan, Teaming, Jumbo frame, IEEE 1588v2, PXE), RJ45 GbE1: Intel I219LM, GbE2: Intel I210AT			
	PoE+	Optional CFM POE Module: IEEE 802.3at POE+ PSE for GbE1~GbE2			
	Serial Port	6x RS-232/422/485 with Auto Flow Control (Support 5V/12V), DB9			
	USB	4x USB 3.0, Type-A, 1x USB 2.0, Type-A			
	Optical Isolated DIO	16x Optical Isolated DIO(8DI, 8DO)			
	Audio	1x Line-Out, 1x Mic-In			
	Power on/off switch	1x ATX Power On/Off Switch			
	Reset Button	1x Reset Button			
	AT/ATX Switch	1x AT/ATX Mode Switch			
	Remote Power On_Off / Reset	1x 2-pin Terminal Block			
	External FAN Connector	1x 4-pin Terminal Block			
	Storage	SSD/HDD	2x 2.5" SATA HDD/SSD Bay, Support RAID 0/1 (Gen3) One Internal, One Hot-swappable Front Accessible		
mSATA		2x mSATA (Shared by Mini-PCIe Socket) (Gen2)			
CFast		1x CFast			
Expansion	CFM Interface	2x CFM Interface for CFM Modules			
	PCI/PCIe	1x PCI/PCIe Expansion slots: Optional Riser Card: 1x PCI or 1x PCIe4			
	Mini PCI Express	2x Full-size Mini-PCIe Sockets			
	Universal I/O Bracket	1x Universal I/O Bracket			
	SIM Socket	1x SIM Socket			
	Antenna Holes	4x Antenna Holes			
	Instant Reboot	Support Instant Reboot Technology (0.2 sec)			
Other	Super Cap	Super Cap Integrated for CMOS Battery-free Operation			
	Watchdog Timer	Software Programmable Supports 1~255 sec. System Reset			
	Power Ignition Sensing	(With Optional CFM Module) Power Ignition Sensing (IGN) Function, 12V/24V Selectable			
	OSD Function	LCD On/Off, Brightness Up, Brightness Down (For CDS Display Module)			
Power Requirement	Internal Speaker	AMP 2W + 2W			
	Power Type	Support AT/ATX Power Type			
	Power Input Voltage	Power Input Voltage 9~48VDC			
	Connector	3-pin Terminal Block			
Physical	Power Adapter	Optional AC/DC Adapter: AC/DC 12V/5A, 60W or AC/DC 24V/5A, 120W			
	Dimension (WxDxH)	254.5 X 220 X 54 mm			
	Weight Information	2.92 kg			
	Mechanical Construction	Extruded Aluminum with Heavy Duty Metal			
	Mounting	Wall, VESA 75/100, CDS Mount			
Protection	Rugged Design Features	Fanless, Jumperless			
	Reverse Power Input Protection	Yes			
	Over Voltage/Current Protection	58V / 15A			
	ESD Protection	+/-15kV(Air), +/-8kV(Contact)			
Operating System	Surge	3KW			
	Windows	Windows 10, Windows 8.1, Windows 7			
Environment	Operating Temperature	-25°C to 70°C (With extended temperature peripherals; Ambient with air flow According to IEC60068-2-1, IEC60068-2-2, IEC60068-2-14)			
	Storage Temperature	-40°C to 85°C			
	Relative Humidity	95%RH @ 40°C (non-Condensing)			
	Shock	Operating, 50 Grms, Half-sine 11 ms Duration (w/ SSD, according to IEC60068-2-27)			
	Vibration	Operating, 5 Grms, 5-500 Hz, 3 Axes (w/ SSD, according to IEC60068-2-64)			
	EMC	CE, FCC Class A			
MTBF	Time: 426,201 Hours Database: Telcordia SR-332 Issue 3, Method 1, Case 3				

Model Name		P1001	P1001E
Model No.		P1001-R10	P1001E-R10
System	Processor	Intel Atom® Processor E3845 (2M Cache, 1.91 GHz, 10W TDP)	
	Chipset	SOC	
	BIOS	AMI 64Mbit SPI BIOS	
	Memory	1x DDR3L 204-pin SO-DIMM Socket, Support up to 8 GB	
	Graphics	Integrated Intel® HD Graphics, Support Dual Independent Display	
I/O Interface	Audio	Realtek ALC888-GR, High Definition Audio	
	Video Output	1x VGA connector, 1x DisplayPort Connector	
	CDS	1x CPCI Connector	
	LAN	2x GbE LAN (Support Wake On Lan, Teaming, Jumbo frame, IEEE 1588v2, PXE), RJ45 GbE1: Intel I219LM, GbE2: Intel I210AT	
	PoE+	-	
	Serial Port	2x RS-232/422/485 with Auto Flow Control (Support 5V/12V), DB9	
	USB	1x USB 3.0, Type-A, 3x USB 2.0, Type-A	
	Optical Isolated DIO	8x Optical Isolated DIO(4DI, 4DO)	
	Audio	1x Line-Out, 1x Mic-In	
	Power on/off switch	1x ATX Power On/Off Switch	
	Reset Button	1x Reset Button	
	AT/ATX Switch	1x AT/ATX Mode Switch	
	Remote Power On_Off / Reset	-	
	External FAN Connector	-	
	Storage	SSD/HDD	1x Internal SATA port for 2.5" HDD/SSD
mSATA		-	
CFast		1x CFast	
Expansion	CFM Interface	-	
	PCI/PCIe	-	
	Mini PCI Express	1x Full-size Mini-PCIe Sockets	
	Universal I/O Bracket	-	
	SIM Socket	1x SIM Socket	
	Antenna Holes	2x Antenna Holes	
	Instant Reboot	Support Instant Reboot Technology (0.2 sec)	
Other	Super Cap	-	
	Watchdog Timer	Software Programmable Supports 1~255 sec. System Reset	
	Power Ignition Sensing	-	
	OSD Function	LCD On/Off, Brightness Up, Brightness Down (For CDS Display Module)	
Power Requirement	Internal Speaker	AMP 2W + 2W	
	Power Type	Support AT/ATX Power Type	
	Power Input Voltage	Power Input Voltage 9~48VDC	
	Connector	3-pin Terminal Block	
Physical	Power Adapter	Optional AC/DC Adapter: AC/DC 12V/5A, 60W	
	Dimension (WxDxH)	204.5 x 149 x 37.5 mm	
	Weight Information	1.34 kg	
	Mechanical Construction	Extruded Aluminum with Heavy Duty Metal	
	Mounting	Panel/Wall/Arm/ VESA Mounting	
Protection	Rugged Design Features	Fanless, Jumperless	
	Reverse Power Input Protection	Yes	
	Over Voltage/Current Protection	58V / 20A	
	ESD Protection	+/-8kV(Air), +/-4kV(Contact)	
Operating System	Surge	3KW	
	Windows	Windows 10, Windows 8.1, Windows 7	
Environment	Operating Temperature	-25°C to 70°C (With extended temperature peripherals; Ambient with air flow According to IEC60068-2-1, IEC60068-2-2, IEC60068-2-14)	
	Storage Temperature	-40°C to 85°C	
	Relative Humidity	95%RH @ 40°C (non-Condensing)	
	Shock	Operating, 50 Grms, Half-sine 11 ms Duration (w/ SSD, according to IEC60068-2-27)	
	Vibration	Operating, 5 Grms, 5-500 Hz, 3 Axes (w/ SSD, according to IEC60068-2-64)	
	EMC	CE, FCC Class A	
MTBF	-		

Convertible Embedded System Selection Guide



Model Name		M1001
Model No.		M1001-R12
System	A/D Board	Novatek NT68856UFG
	VGA Input	1
	DVI-D Input	1
	DisplayPort Input	1
	USB 2.0 Input	1
	COM Port Input (Resistive Only)	1
	Audio Input	1
	Power Switch	1
Other Features	Audio	AMP 5W + 5W (Internal Speaker)
	OSD Function	LCD On/Off, Auto, Menu, Brightness Up, Brightness Down, Multi-language OSD (For CDS Display Module)
Power	Power Requirement	9~48VDC
	Connector	3-pin Terminal Block
	Power Adaptor	Optional AC/DC 12V/5A, 60W
Physical	Dimension (WxDxH)	204.5 x 149 x 38.5 mm
	Weight Information	1.12 kg
	Construction Front Panel	Extruded Aluminum with Heavy Duty Metal
	Mounting	Panel/ Wall/ VESA Mounting
Environment	Fanless Design	V
	Operating Temperature	-5°C to 60°C (With extended temperature peripherals; Ambient with air flow According to IEC60068-2-1, IEC60068-2-2, IEC60068-2-14)
	Storage Temperature	-20°C to 75°C
	Relative Humidity	90% RH @ 40°C (Non-Condensing)
	EMC	CE, FCC Class A

Model Name		CV-108
Model No.		CV-108R-R10
Display	LCD Size	8.4" (4:3)
	Max. Resolution	800 x 600
	Brightness (cd/m2)	400
	Contrast Ratio	600:1
	LCD Color	262K
	Pixel Pitch (mm)	0.213 (H) x 0.213 (V)
	Viewing Angle (H-V)	150 / 130
	Backlight MTBF	30000 hrs (LED Backlight)
Touch	Resistive 5-wire	V
	Projected Capacitive	-
Physical	Dimension (WxHxD)	262 x 186.2 x 56.2 mm
	Weight Information	1.62 kg
	Construction Front Panel	Die-cast Flat Surface
Physical	Operating Temperature	-20°C to 70°C (With extended temperature peripherals; Ambient with air flow According to IEC60068-2-1, IEC60068-2-2, IEC60068-2-14)
	Storage Temperature	-30°C to 80°C
	Relative Humidity	90% RH @ 60°C (Non-Condensing)
	IP Level	IP 65 Compliant Front Panel
	EMC	CE, FCC Class A

Model Name		CV-112			
Model No.		CV-112R-R10	CV-112C-R10	CV-112HR-R10	CV-112HC-R10
Display	LCD Size	12.1" (4:3)		12.1" (4:3)	
	Max. Resolution	800 x 600		1024 x 768	
	Brightness (cd/m2)	450		500	
	Contrast Ratio	800:1		700:1	
	LCD Color	262K		16.2M	
	Pixel Pitch (mm)	0.3075 (H) x 0.3075 (V)		0.24 (H) x 0.24 (V)	
	Viewing Angle (H-V)	160 / 140		160 / 160	
	Backlight MTBF	50000 hrs (LED Backlight)		30000 hrs (LED Backlight)	
Touch	Resistive 5-wire	V	-	V	-
	Projected Capacitive	-	V	-	V
Physical	Dimension (WxHxD)	345 x 265.3 x 57 mm		345 x 265.3 x 57 mm	
	Weight Information	3.16 kg		3.16 kg	
	Construction Front Panel	Die-cast Flat Surface		Die-cast Flat Surface	
Environment	Operating Temperature	-20°C to 70°C (With extended temperature peripherals; Ambient with air flow According to IEC60068-2-1, IEC60068-2-2, IEC60068-2-14)		-20°C to 75°C (With extended temperature peripherals; Ambient with air flow According to IEC60068-2-1, IEC60068-2-2, IEC60068-2-14)	
	Storage Temperature	-30°C to 80°C		-30°C to 80°C	
	Relative Humidity	90% RH @ 40°C (Non-Condensing)		90% RH @ 40°C (Non-Condensing)	
	IP Level	IP 65 Compliant Front Panel		IP 65 Compliant Front Panel	
	EMC	CE, FCC Class A		CE, FCC Class A	



Model Name		CV-110			
Model No.		CV-110R-R10	CV-110C-R10	CV-110HR-R10	CV-110HC-R10
Display	LCD Size	10.4" (4:3)		10.4" (4:3)	
	Max. Resolution	800 x 600		1024 x 768	
	Brightness (cd/m2)	400		400	
	Contrast Ratio	700:1		1400:1	
	LCD Color	16.2M		16.2M	
	Pixel Pitch (mm)	0.264 (H) x 0.264 (V)		0.2055 (H) x 0.2055 (V)	
	Viewing Angle (H-V)	160 / 130		178 / 178	
	Backlight MTBF	70000 hrs (LED Backlight)		50000 hrs (LED Backlight)	
Touch	Resistive 5-wire	V	-	V	-
	Projected Capacitive	-	V	-	V
Physical	Dimension (WxHxD)	295 x 227.3 x 56.2 mm		295 x 227.3 x 56.2 mm	
	Weight Information	2.24 kg		2.24 kg	
	Construction Front Panel	Die-cast Flat Surface		Die-cast Flat Surface	
Environment	Operating Temperature	-20°C to 75°C (With extended temperature peripherals; Ambient with air flow According to IEC60068-2-1, IEC60068-2-2, IEC60068-2-14)		-20°C to 75°C (With extended temperature peripherals; Ambient with air flow According to IEC60068-2-1, IEC60068-2-2, IEC60068-2-14)	
	Storage Temperature	-30°C to 80°C		-30°C to 80°C	
	Relative Humidity	90% RH @ 40°C (Non-Condensing)		90% RH @ 40°C (Non-Condensing)	
	IP Level	IP 65 Compliant Front Panel		IP 65 Compliant Front Panel	
	EMC	CE, FCC Class A		CE, FCC Class A	

Model Name		CV-115		CV-W115	
Model No.		CV-115R-R10	CV-115C-R10	CV-W115R-R10	CV-W115C-R10
Display	LCD Size	15" (4:3)		15.6" (16:9)	
	Max. Resolution	1024 x 768		1366 X 768	
	Brightness (cd/m2)	350		400	
	Contrast Ratio	700:1		500:1	
	LCD Color	16.2M		16.2M	
	Pixel Pitch (mm)	0.297 (H) x 0.297 (V)		0.252 (H) x 0.252 (V)	
	Viewing Angle (H-V)	170 / 160		170 / 160	
	Backlight MTBF	50000 hrs (LED Backlight)		50000 hrs (LED Backlight)	
Touch	Resistive 5-wire	V	-	V	-
	Projected Capacitive	-	V	-	V
Physical	Dimension (WxHxD)	408 x 312.4 x 59.2 mm		420 x 254 x 66.2 mm	
	Weight Information	4.36 kg		4.25 kg	
	Construction Front Panel	Die-cast Flat Surface		Die-cast Flat Surface	
Environment	Operating Temperature	0°C to 60°C (With extended temperature peripherals; Ambient with air flow According to IEC60068-2-1, IEC60068-2-2, IEC60068-2-14)		0°C to 60°C (With extended temperature peripherals; Ambient with air flow According to IEC60068-2-1, IEC60068-2-2, IEC60068-2-14)	
	Storage Temperature	-20°C to 65°C		-20°C to 60°C	
	Relative Humidity	80% RH @ 50°C (Non-Condensing)		80% RH @ 50°C (Non-Condensing)	
	IP Level	IP 65 Compliant Front Panel		IP 65 Compliant Front Panel	
	EMC	CE, FCC Class A		CE, FCC Class A	

Convertible Embedded System Selection Guide



Model Name		CV-117		CV-119	
Model No.		CV-117R-R10	CV-117C-R10	CV-119R-R10	CV-119C-R10
Display	LCD Size	17" (5:4)		19" (5:4)	
	Max. Resolution	1280 x 1024		1280 x 1024	
	Brightness (cd/m2)	350		350	
	Contrast Ratio	800 : 1		1000 : 1	
	LCD Color	16.7M		16.7M	
	Pixel Pitch (mm)	0.264 (H) x 0.264 (V)		0.294 (H) x 0.294 (V)	
	Viewing Angle (H-V)	160 / 140		170 / 160	
Backlight MTBF	50000 hrs (LED Backlight)		50000 hrs (LED Backlight)		
Touch	Resistive 5-wire	V	-	V	-
	Projected Capacitive	-	V	-	V
Physical	Dimension (WxHxD)	450 x 350 x 63.2 mm		510 x 389.3 x 63.2 mm	
	Weight Information	5.64 kg		6.96 kg	
	Construction Front Panel	Die-cast Flat Surface		Die-cast Flat Surface	
Environment	Operating Temperature	-20°C to 75°C (With extended temperature peripherals; Ambient with air flow According to IEC60068-2-1, IEC60068-2-2, IEC60068-2-14)		0°C to 50°C (With extended temperature peripherals; Ambient with air flow According to IEC60068-2-1, IEC60068-2-2, IEC60068-2-14)	
	Storage Temperature	-30°C to 80°C		-20°C to 60°C	
	Relative Humidity	80% RH @ 50°C (Non-Condensing)		80% RH @ 50°C (Non-Condensing)	
	IP Level	IP 65 Compliant Front Panel		IP 65 Compliant Front Panel	
	EMC	CE, FCC Class A		CE, FCC Class A	

Model Name		CS-110H	CS-112H	CS-115
Model No.		CS-110HC	CS-112HC	CS-115C
Display	LCD Size	10.4" (4:3)	12.1" (4:3)	15" (4:3)
	Max. Resolution	1024 x 768	1024 x 768	1024 x 768
	Brightness (cd/m2)	1500	1500	1600
	Contrast Ratio	1400 : 1	700 : 1	800 : 1
	LCD Color	16.2M	16.2M	16.2M
	Pixel Pitch (mm)	0.2055 (H) x 0.2055 (V)	0.24 (H) x 0.24 (V)	0.297 (H) x 0.297 (V)
	Viewing Angle (H-V)	178 / 178	160 / 160	160 / 160
Backlight MTBF	50000 hrs (LED Backlight)	30000 hrs (LED Backlight)	50000 (LED Backlight)	
Touch	Resistive 5-wire	-	-	-
	Projected Capacitive	V	V	V
Physical	Dimension (WxHxD)	295 x 227.3 x 56.2 mm	345 x 265.3 x 57 mm	408 x 312.4 x 59.2 mm
	Weight Information	2.24 kg	3.16 kg	4.36 kg
	Construction Front Panel	Die-cast Flat Surface	Die-cast Flat Surface	Die-cast Flat Surface
Environment	Operating Temperature	-20°C~70°C (With extended temperature peripherals; Ambient with air flow According to IEC60068-2-1, IEC60068-2-2, IEC60068-2-14)		
	Storage Temperature	-20°C~70°C	-20°C~70°C	-20°C~70°C
	Relative Humidity	95% RH @ 39°C (non-condensing)	90% RH @ 40°C (non-condensing)	80% RH @ 50°C (non-condensing)
	IP Level	IP 65 Compliant Front Panel	IP 65 Compliant Front Panel	IP 65 Compliant Front Panel
	EMC	CE, FCC Class A	CE, FCC Class A	CE, FCC Class A



Model Name		CV-W121	
Model No.		CV-W121R-R10	CV-W121C-R10
Display	LCD Size	21.5" (16:9)	
	Max. Resolution	1920 x 1080	
	Brightness (cd/m2)	300	
	Contrast Ratio	5000 : 1	
	LCD Color	16.7M	
	Pixel Pitch (mm)	0.24825 (H) x 0.24825 (V)	
	Viewing Angle (H-V)	178 / 178	
Backlight MTBF	50000 hrs (LED Backlight)		
Touch	Resistive 5-wire	V	-
	Projected Capacitive	-	V
Physical	Dimension (WxHxD)	550 x 330.5 x 63.2 mm	
	Weight Information	5.56 kg	
	Construction Front Panel	Die-cast Flat Surface	
Environment	Operating Temperature	0°C to 60°C (With extended temperature peripherals; Ambient with air flow According to IEC60068-2-1, IEC60068-2-2, IEC60068-2-14)	
	Storage Temperature	-20°C to 60°C	
	Relative Humidity	80% RH @ 50°C (Non-Condensing)	
	IP Level	IP 65 Compliant Front Panel	
	EMC	CE, FCC Class A	

Model Name		CS-117	CS-119
Model No.		CS-117C	CS-119C
Display	LCD Size	17" (5:4)	19" (5:4)
	Max. Resolution	1280 x 1024	1280 x 1024
	Brightness (cd/m2)	1500	1600
	Contrast Ratio	800 : 1	1000 : 1
	LCD Color	16.7M	16.7M
	Pixel Pitch (mm)	0.264 (H) x 0.264 (V)	0.294 (H) x 0.294 (V)
	Viewing Angle (H-V)	160 / 160	170 / 160
Backlight MTBF	50000 (LED Backlight)	50000 (LED Backlight)	
Touch	Resistive 5-wire	-	-
	Projected Capacitive	V	V
Physical	Dimension (WxHxD)	450 x 350 x 63.2 mm	510 x 389.3 x 63.2 mm
	Weight Information	5.64 kg	6.96 kg
	Construction Front Panel	Die-cast Flat Surface	Die-cast Flat Surface
Environment	Operating Temperature	-20°C~70°C (With extended temperature peripherals; Ambient with air flow According to IEC60068-2-1, IEC60068-2-2, IEC60068-2-14)	
	Storage Temperature	-20°C~70°C	-20°C~70°C
	Relative Humidity	90% RH @ 40°C (non-condensing)	80% RH @ 50°C (non-condensing)
	IP Level	IP 65 Compliant Front Panel	IP 65 Compliant Front Panel
	EMC	CE, FCC Class A	CE, FCC Class A

Industrial Panel PC

Cincoze Industrial Panel PC is designed with Convertible Display System (CDS) technology and the highest industry standard. It has extensive functionalities fulfilling the needs of wide range applications.





CV-100/P2000 Series

High Performance Modular Panel PC

CV-100/P2000 Series · High Performance Modular Panel PC



- 12.1"~21.5" TFT-LCD with Resistive 5-wire / Projected Capacitive Touch
- Onboard Intel® 6th Generation Core™ Processor U Series (15W)
- IP65 Compliant Aluminum Die-casting Front Frame
- Support CFM Technology for PoE and Ignition Sensing Functions
- Rich I/O (2x GbE LAN, 6x COM, 5x USB, 16x Isolated DIO)
- Wide Operating Temperature
- PCI/PCIe Expandable Version Available (CV-100/P2002E)

Cincoze CV-100/P2000 Series is a high performance fanless and rugged touch panel PC powered by Intel® 6th generation Core™ processor U series. It supports faster data processing and a 40% boost of graphics performance, while consuming only 15W of power. CV-100/P2000 Series supports CFM Technology, Cincoze own defined interface with integrated power boost and control signal that allows you to extend PoE and ignition sensing functions with additional CFM boards.



High Performance

Powered by Intel® 6th Generation Core™ Processor U Series, CV-100/P2000 Series Panel PC has greatly increased computing performance and power efficiency.



Modular Panel PC

CV-100/P2000 Series is a fully configurable modular Panel PC designed by Cincoze's patented CDS technology.



Powerful Function

Featuring extensive I/Os, wide range power input, wide operating temperature, integrated SuperCap, Instant Reboot, and IP65 rated front panel, CV-100/P2000 Series is an ideal choice for various industrial applications.

Available Models



Models	Panel Size	Touch Type	Resolution / Brightness
CV-112(R/C)/P2002(E)	12.1" TFT-LCD	Resistive or Capacitive	800x600 (SVGA) / 450 nits
CV-112H(R/C)/P2002(E)	12.1" TFT-LCD	Resistive or Capacitive	1024x768 (XGA) / 500 nits
CV-115(R/C)/P2002(E)	15" TFT-LCD	Resistive or Capacitive	1024x768 (XGA) / 350 nits
CV-W115(R/C)/P2002(E)	15.6" TFT-LCD	Resistive or Capacitive	1366x768 (WXGA) / 400 nits
CV-117(R/C)/P2002(E)	17" TFT-LCD	Resistive or Capacitive	1280x1024 (SXGA) / 350 nits
CV-119(R/C)/P2002(E)	19" TFT-LCD	Resistive or Capacitive	1280x1024 (SXGA) / 350 nits
CV-W121(R/C)/P2002(E)	21.5" TFT-LCD	Resistive or Capacitive	1920x1080 (Full HD) / 300 nits

(R/C): Resistive 5-wire Touch / Projected Capacitive Touch (E): with 1x PCI or 1x PCIe4 Expansion slot



CV-100/P1000 Series

Power Efficient Modular Panel PC

CV-100/P1000 Series · Power Efficient Modular Panel PC



- 8"~21" TFT-LCD with Resistive 5-wire / Projected Capacitive Touch
- Onboard Intel® Atom™ E3845 Processor Quad Core, 1.91GHz
- 1x DDR3L SO-DIMM max. up to 8GB
- 1x Mini-PCIe Expansion Slot
- Convertible Display Systems (CDS) Supported
- IP65 Compliant Aluminum Die-casting Front Frame
- Rich I/O (2x GbE LAN, 2x COM, 4x USB, 8x Isolated DIO)

Cincoze Convertible Panel PC includes all-in-one devices that integrate a high-resolution TFT-LCD, a touch screen and a computer. A wide selection of display sizes are available from 8" to 21" with a format aspect of 4:3 and 16:9.



Power Efficient

CV-100/P1000 Series is an energy efficient, cost-effective Industrial Panel PC, that is equipped with the Intel® Atom™ Quad Core Processor.



Modular Panel PC

CV-100/P1000 Series is a fully configurable modular Panel PC designed by Cincoze' patented CDS technology.



All-in-one Design

CV-100/P1000 Series is an all-in-one Panel PC, featuring rich I/Os and Mini-PCIe expansion slot. It enables users to build a powerful and integrated solution for visualization tasks.

Available Models



Models	Panel Size	Touch Type	Resolution / Brightness
CV-108R/P1001(E)	8.4" TFT-LCD	Resistive	800x600 (SVGA) / 400 nits
CV-110(R/C)/P1001(E)	10.4" TFT-LCD	Resistive or Capacitive	800x600 (SVGA) / 400 nits
CV-110H(R/C)/P1001(E)	10.4" TFT-LCD	Resistive or Capacitive	1024x768 (XGA) / 400 nits
CV-112(R/C)/P1001(E)	12.1" TFT-LCD	Resistive or Capacitive	800x600 (SVGA) / 450 nits
CV-112H(R/C)/P1001(E)	12.1" TFT-LCD	Resistive or Capacitive	1024x768 (XGA) / 500 nits
CV-115(R/C)/P1001(E)	15" TFT-LCD	Resistive or Capacitive	1024x768 (XGA) / 350 nits
CV-W115(R/C)/P1001(E)	15.6" TFT-LCD	Resistive or Capacitive	1366x768 (WXGA) / 400 nits
CV-117(R/C)/P1001(E)	17" TFT-LCD	Resistive or Capacitive	1280x1024 (SXGA) / 350 nits
CV-119(R/C)/P1001(E)	19" TFT-LCD	Resistive or Capacitive	1280x1024 (SXGA) / 350 nits
CV-W121(R/C)/P1001(E)	21.5" TFT-LCD	Resistive or Capacitive	1920x1080 (Full HD) / 300 nits

(R/C): Resistive 5-wire Touch / Projected Capacitive Touch (E): with 2x Universal I/O Brackets



CS-100/P2000 Series

High Performance Sunlight Readable Panel PC

CS-100/P2000 Series · High Performance Sunlight Readable Panel PC



- 12"~19" TFT LCD with Ultra High Brightness up to 1,600nits
- Onboard Intel 6th Generation Core Processor U Series (15W)
- Wide Operating Temperature -20~70°C
- IP65 Front Panel with Aluminum Die-casting Bezel
- CFM Technology for PoE and Ignition Sensing Functions
- Rich I/O (2 x GbE LAN, 6 x COM, 5 x USB, 16 x Isolated DIO)
- PCI/PCIe Expandable Version Available (CS-100/P2002E)
- Mini-PCIe Expansion Slot with SIM Card Holder for Wireless Communication

This all-in-one Sunlight Readable Panel PC series is available from 12"~19" displays, projected capacitive touch screen, powered by Intel® 6th generation Core™ U series processor with only 15 watt power consumption. It is a rugged and reliable panel PC solution with brightness up to 1600 nits dedicating to sunlight industrial applications.



High Performance

Powered by Intel® 6th Generation Core™ Processor U Series, CS-100/P2000 Series Panel PC has greatly increased computing performance and power efficiency.



Modular Panel PC

CS-100/P2000 Series is a fully configurable modular Panel PC designed by Cincoze' patented CDS technology.



Sunlight Readable

Providing ultra-high brightness to enhance sunlight readability, CS-100/P2000 Series is suitable for all lighting conditions including direct sunlight.

Available Models



Models	Panel Size	Brightness	Touch Type	Resolution
CS-112HC/P2002(E)	12.1" TFT-LCD	1500 nits	Capacitive	1024X768 (XGA)
CS-115C/P2002(E)	15" TFT-LCD	1600 nits	Capacitive	1024x768 (XGA)
CS-117C/P2002(E)	17" TFT-LCD	1500 nits	Capacitive	1280x1024 (SXGA)
CS-119C/P2002(E)	19" TFT-LCD	1600 nits	Capacitive	1280x1024 (SXGA)

(E): with 1x PCI or 1x PCIe4 Expansion slot

CS-100/P1000 Series · Power Efficient Sunlight Readable Panel PC



- 10"~19" TFT LCD with Ultra High Brightness up to 1,600nits
- Onboard Intel Atom Processor E3845 Quad Core 1.91 GHz
- Wide Operating Temperature -20~70°C
- IP65 Front Panel with Aluminum Die-casting Bezel
- Rich I/O (2 x GbE LAN, 2 x COM, 4 x USB, 8 x Isolated DIO)
- Mini-PCIe Expansion Slot with SIM Card Holder for Wireless Communication

This all-in-one Sunlight Readable Panel PC series is available from 10"~19" displays with projected capacitive touch screen, powered by Intel® Atom™ Quad Core processor. It is a rugged and reliable panel PC solution with brightness up to 1600 nits dedicating to outdoor industrial applications.



Power Efficient

CS-100/P1000 Series is an energy efficient, cost-effective and durable Industrial Panel PC, that is equipped with the Intel® Atom™ Quad Core Processor.



Modular Panel PC

CS-100/P1000 Series is a fully configurable modular Panel PC designed by Cincoze' patented CDS technology.



Sunlight Readable

Providing ultra-high brightness to enhance readability, CS-100/P1000 Series is suitable for all lighting conditions including direct sunlight.

Available Models



Models	Panel Size	Brightness	Touch Type	Resolution
CS-110HC/P1001(E)	10.4" TFT-LCD	1500 nits	Capacitive	1024X768 (XGA)
CS-112HC/P1001(E)	12.1" TFT-LCD	1500 nits	Capacitive	1024X768 (XGA)
CS-115C/P1001(E)	15" TFT-LCD	1600 nits	Capacitive	1024x768 (XGA)
CS-117C/P1001(E)	17" TFT-LCD	1500 nits	Capacitive	1280x1024 (SXGA)
CS-119C/P1001(E)	19" TFT-LCD	1600 nits	Capacitive	1280x1024 (SXGA)

(E): with 2x Universal I/O Brackets

CS-100/P1000 Series

Power Efficient Sunlight Readable Panel PC

Industrial Panel PC Selection Guide



Model Name		CV-112/P2002			
Model No.		CV-112R-R10/P2002-I5-R10	CV-112R-R10/P2002E-I5-R10	CV-112R-R10/P2002E-I5-E4-R10	CV-112R-R10/P2002E-I5-PI-R10
Display	LCD Size	12.1" (4:3)			
	Max. Resolution	800 x 600			
	Brightness (cd/m2)	450			
	Contrast Ratio	800 : 1			
	LCD Color	262K			
	Pixel Pitch (mm)	0.3075 (H) x 0.3075 (V)			
	Viewing Angle (H-V)	160 / 140			
	Backlight MTBF	50000 hrs (LED Backlight)			
Touch	Resistive 5-wire	V			
	Projected Capacitive	-			
System	Processor	Intel® Core™ i5-6300U Processor (3M Cache, up to 3.00 GHz)			
	Chipset	SOC			
	BIOS	AMI 8 Mbit SPI BIOS			
	Memory	1x DDR4 260-pin SO-DIMM Socket, Support up to 16 GB			
	Graphics	Integrated Intel® HD Graphics, Support Three Independent Display			
	Audio	Realtek ALC888-GR, High Definition Audio			
I/O Interface	Vedio Output	1x VGA connector, 1x DVI Connector			
	CDS	1x CPCI Connector			
	LAN	2x GbE LAN (Support Wake On Lan, Teaming, Jumbo frame, IEEE 1588v2, PXE), RJ45 GbE1: Intel I219LM, GbE2: Intel I210AT			
	PoE+	Optional CFM POE Module, IEEE 802.3at POE+ PSE for GbE1~GbE2			
	Serial Port	6x RS-232/422/485 with Auto Flow Control (Support 5V/12V), DB9			
	USB	4x USB 3.0, Type-A, 1x USB 2.0, Type-A			
	Optical Isolated DIO	16x Optical Isolated DIO(8DI, 8DO)			
	Audio	1x Line-Out, 1x Mic-In			
	Power on/off switch	1x ATX Power On/Off Switch			
	Reset Button	1x Reset Button			
	AT/ATX Switch	1x AT/ATX Mode Switch			
	Remote Power On/Off Connector	1x Remote Power On/Off Connector, 2-pin Terminal Block			
	External FAN Connector	1x 4-pin Terminal Block			
	Storage	SSD/HDD	2x 2.5" SATA HDD/SSD Bay, Support RAID 0/1 (Gen3) One Internal, One Hot-swappable Front Accessible		
mSATA		2x mSATA (Shared by Mini-PCIe Socket) (Gen2)			
CFast		1x CFast			
Expansion	CFM (Control Function Module) Interface	2x CFM Interface for CFM Modules			
	PCI/PCIe	-	1x PCI/PCIe Expansion slots Optional Riser Card · 1x PCI · 1x PCIe4	· 1x PCIe4	· 1x PCI
	Mini PCI Express	2x Full-size Mini-PCIe Sockets			
	Universal I/O Bracket	1x Universal I/O Bracket			
	SIM Socket	1x SIM Socket			
	Antenna Holes	4x Antenna Holes			
	Other	Instant Reboot	Support Instant Reboot Technology (0.2 sec)		
Super Cap		Super Cap Integrated for CMOS Battery-free Operation			
Watchdog Timer		Software Programmable Supports 1~255 sec. System Reset (With Optional CFM Module)			
Power Ignition Sensing		· Power Ignition Sensing (IGN) Function, 12V/24V Selectable			
OSD Function		LCD On/Off, Brightness Up, Brightness Down (For CDS Display Module)			
Internal Speaker		AMP 2W + 2W			
Power Requirement	Power Type	Support AT/ATX Power Type			
	Power Input Voltage	Power Input Voltage 9~48VDC			
	Connector	3-pin Terminal Block			
Physical	Power Adapter	Optional AC/DC Adapter: AC/DC 12V/5A, 60W or AC/DC 24V/5A, 120W			
	Dimension (WxHxD)	345 x 265.3 x 82 mm	345 x 265.3 x 100 mm	345 x 265.3 x 100 mm	345 x 265.3 x 100 mm
	Weight Information	6.08 kg	6.34 kg	6.34 kg	6.34 kg
	Mechanical Construction	Extruded Aluminum with Heavy Duty Metal			
	Mounting	Wall, VESA 75/100, CDS Mount			
	Rugged Design Features	Fanless, Jumperless			
Protection	Reverse Power Input Protection	Yes			
	Over Voltage / Current Protection	58V / 15A			
	ESD Protection	+/-15kV(Air), +/-8kV(Contact)			
	Surge	3KW			
Operating System	Windows	Windows 10 / 8.1 / 7			
Environment	Operating Temperature	-20°C to 70°C (With extended temperature peripherals; Ambient with air flow According to IEC60068-2-1, IEC60068-2-2, IEC60068-2-14)			
	Storage Temperature	-30°C to 80°C			
	Relative Humidity	90% RH @ 40°C (Non-Condensing)			
	EMC	CE, FCC Class A			

Model Name		CV-112/P2002			
Model No.		CV-112C-R10/P2002-I5-R10	CV-112C-R10/P2002E-I5-R10	CV-112C-R10/P2002E-I5-E4-R10	CV-112C-R10/P2002E-I5-PI-R10
Display	LCD Size	12.1" (4:3)			
	Max. Resolution	800 x 600			
	Brightness (cd/m2)	450			
	Contrast Ratio	800 : 1			
	LCD Color	262K			
	Pixel Pitch (mm)	0.3075 (H) x 0.3075 (V)			
	Viewing Angle (H-V)	160 / 140			
	Backlight MTBF	50000 hrs (LED Backlight)			
Touch	Resistive 5-wire	-			
	Projected Capacitive	V			
System	Processor	Intel® Core™ i5-6300U Processor (3M Cache, up to 3.00 GHz)			
	Chipset	SOC			
	BIOS	AMI 8 Mbit SPI BIOS			
	Memory	1x DDR4 260-pin SO-DIMM Socket, Support up to 16 GB			
	Graphics	Integrated Intel® HD Graphics, Support Three Independent Display			
	Audio	Realtek ALC888-GR, High Definition Audio			
I/O Interface	Vedio Output	1x VGA connector, 1x DVI Connector			
	CDS	1x CPCI Connector			
	LAN	2x GbE LAN (Support Wake On Lan, Teaming, Jumbo frame, IEEE 1588v2, PXE), RJ45 GbE1: Intel I219LM, GbE2: Intel I210AT			
	PoE+	Optional CFM POE Module, IEEE 802.3at POE+ PSE for GbE1~GbE2			
	Serial Port	6x RS-232/422/485 with Auto Flow Control (Support 5V/12V), DB9			
	USB	4x USB 3.0, Type-A, 1x USB 2.0, Type-A			
	Optical Isolated DIO	16x Optical Isolated DIO(8DI, 8DO)			
	Audio	1x Line-Out, 1x Mic-In			
	Power on/off switch	1x ATX Power On/Off Switch			
	Reset Button	1x Reset Button			
	AT/ATX Switch	1x AT/ATX Mode Switch			
	Remote Power On/Off Connector	1x Remote Power On/Off Connector, 2-pin Terminal Block			
	External FAN Connector	1x 4-pin Terminal Block			
	Storage	SSD/HDD	2x 2.5" SATA HDD/SSD Bay, Support RAID 0/1 (Gen3) One Internal, One Hot-swappable Front Accessible		
mSATA		2x mSATA (Shared by Mini-PCIe Socket) (Gen2)			
CFast		1x CFast			
Expansion	CFM (Control Function Module) Interface	2x CFM Interface for CFM Modules			
	PCI/PCIe	-	1x PCI/PCIe Expansion slots Optional Riser Card · 1x PCI · 1x PCIe4	· 1x PCIe4	· 1x PCI
	Mini PCI Express	2x Full-size Mini-PCIe Sockets			
	Universal I/O Bracket	1x Universal I/O Bracket			
	SIM Socket	1x SIM Socket			
	Antenna Holes	4x Antenna Holes			
	Other	Instant Reboot	Support Instant Reboot Technology (0.2 sec)		
Super Cap		Super Cap Integrated for CMOS Battery-free Operation			
Watchdog Timer		Software Programmable Supports 1~255 sec. System Reset (With Optional CFM Module)			
Power Ignition Sensing		· Power Ignition Sensing (IGN) Function, 12V/24V Selectable			
OSD Function		LCD On/Off, Brightness Up, Brightness Down (For CDS Display Module)			
Internal Speaker		AMP 2W + 2W			
Power Requirement	Power Type	Support AT/ATX Power Type			
	Power Input Voltage	Power Input Voltage 9~48VDC			
	Connector	3-pin Terminal Block			
Physical	Power Adapter	Optional AC/DC Adapter: AC/DC 12V/5A, 60W or AC/DC 24V/5A, 120W			
	Dimension (WxHxD)	345 x 265.3 x 82 mm	345 x 265.3 x 100 mm	345 x 265.3 x 100 mm	345 x 265.3 x 100 mm
	Weight Information	6.08 kg	6.34 kg	6.34 kg	6.34 kg
	Mechanical Construction	Extruded Aluminum with Heavy Duty Metal			
	Mounting	Wall, VESA 75/100, CDS Mount			
	Rugged Design Features	Fanless, Jumperless			
Protection	Reverse Power Input Protection	Yes			
	Over Voltage / Current Protection	58V / 15A			
	ESD Protection	+/-15kV(Air), +/-8kV(Contact)			
	Surge	3KW			
Operating System	Windows	Windows 10 / 8.1 / 7			
Environment	Operating Temperature	-20°C to 70°C (With extended temperature peripherals; Ambient with air flow According to IEC60068-2-1, IEC60068-2-2, IEC60068-2-14)			
	Storage Temperature	-30°C to 80°C			
	Relative Humidity	90% RH @ 40°C (Non-Condensing)			
	EMC	CE, FCC Class A			

Rugged Embedded Computer

Convertible Embedded System

Industrial Panel PC

Industrial Touch Monitor

Accessory

Industrial Panel PC Selection Guide



Model Name		CV-112H/P2002			
Model No.		CV-112HR-R10/P2002-i5-R10	CV-112HR-R10/P2002E-i5-R10	CV-112HR-R10/P2002E-i5-E4-R10	CV-112HR-R10/P2002E-i5-PI-R10
Display	LCD Size	12.1" (4:3)			
	Max. Resolution	1024 x 768			
	Brightness (cd/m2)	500			
	Contrast Ratio	700:1			
	LCD Color	16.2M			
	Pixel Pitch (mm)	0.24 (H) x 0.24 (V)			
	Viewing Angle (H-V)	160 / 160			
	Backlight MTBF	30000 hrs (LED Backlight)			
Touch	Resistive 5-wire	V			
	Projected Capacitive	-			
System	Processor	Intel® Core™ i5-6300U Processor (3M Cache, up to 3.00 GHz)			
	Chipset	SOC			
	BIOS	AMI 8 Mbit SPI BIOS			
	Memory	1x DDR4 260-pin SO-DIMM Socket, Support up to 16 GB			
	Graphics	Integrated Intel® HD Graphics, Support Three Independent Display			
	Audio	Realtek ALC888-GR, High Definition Audio			
I/O Interface	Vedio Output	1x VGA connector, 1x DVI Connector			
	CDS	1x CPCI Connector			
	LAN	2x GbE LAN (Support Wake On Lan, Teaming, Jumbo frame, IEEE 1588v2, PXE), RJ45 GbE1: Intel I219LM, GbE2: Intel I210AT			
	PoE+	Optional CFM POE Module IEEE 802.3at POE+ PSE for GbE1~GbE2			
	Serial Port	6x RS-232/422/485 with Auto Flow Control (Support 5V/12V), DB9			
	USB	4x USB 3.0, Type-A, 1x USB 2.0, Type-A			
	Optical Isolated DIO	16x Optical Isolated DIO(8DI, 8DO)			
	Audio	1x Line-Out, 1x Mic-In			
	Power on/off switch	1x ATX Power On/Off Switch			
	Reset Button	1x Reset Button			
	AT/ATX Switch	1x AT/ATX Mode Switch			
	Remote Power On/Off Connector	1x Remote Power On/Off Connector, 2-pin Terminal Block			
	External FAN Connector	1x 4-pin Terminal Block			
	Storage	SSD/HDD	2x 2.5" SATA HDD/SSD Bay, Support RAID 0/1 (Gen3) One Internal, One Hot-swappable Front Accessible		
mSATA		2x mSATA (Shared by Mini-PCIe Socket) (Gen2)			
CFast		1x CFast			
Expansion	CFM (Control Function Module) Interface	2x CFM Interface for CFM Modules			
	PCI/PCIe	-	1x PCI/PCIe Expansion slots Optional Riser Card · 1x PCI · 1x PCIe4	· 1x PCIe4	· 1x PCI
	Mini PCI Express	2x Full-size Mini-PCIe Sockets			
	Universal I/O Bracket	1x Universal I/O Bracket			
	SIM Socket	1x SIM Socket			
	Antenna Holes	4x Antenna Holes			
	Other	Instant Reboot	Support Instant Reboot Technology (0.2 sec)		
Super Cap		Super Cap Integrated for CMOS Battery-free Operation			
Watchdog Timer		Software Programmable Supports 1~255 sec. System Reset (With Optional CFM Module)			
Power Ignition Sensing		· Power Ignition Sensing (IGN) Function, 12V/24V Selectable			
OSD Function		LCD On/Off, Brightness Up, Brightness Down (For CDS Display Module)			
Internal Speaker		AMP 2W + 2W			
Power Requirement	Power Type	Support AT/ATX Power Type			
	Power Input Voltage	Power Input Voltage 9~48VDC			
	Connector	3-pin Terminal Block			
	Power Adapter	Optional AC/DC Adapter: AC/DC 12V/5A, 60W or AC/DC 24V/5A, 120W			
Physical	Dimension (WxHxD)	345 x 265.3 x 82 mm	345 x 265.3 x 100 mm	345 x 265.3 x 100 mm	345 x 265.3 x 100 mm
	Weight Information	6.08 kg	6.34 kg	6.34 kg	6.34 kg
	Mechanical Construction	Extruded Aluminum with Heavy Duty Metal			
	Mounting	Wall, VESA 75/100, CDS Mount			
	Rugged Design Features	Fanless, Jumperless			
Protection	Reverse Power Input Protection	Yes			
	Over Voltage / Current Protection	58V / 15A			
	ESD Protection	+/-15kV(Air), +/-8kV(Contact)			
	Surge	3KW			
Operating System	Windows	Windows 10 / 8.1 / 7			
Environment	Operating Temperature	-20°C to 70°C (With extended temperature peripherals; Ambient with air flow According to IEC60068-2-1, IEC60068-2-2, IEC60068-2-14)			
	Storage Temperature	-30°C to 80°C			
	Relative Humidity	90% RH @ 40°C (Non-Condensing)			
	EMC	CE, FCC Class A			

Model Name		CV-112H/P2002			
Model No.		CV-112HC-R10/P2002-i5-R10	CV-112HC-R10/P2002E-i5-R10	CV-112HC-R10/P2002E-i5-E4-R10	CV-112HC-R10/P2002E-i5-PI-R10
Display	LCD Size	12.1" (4:3)			
	Max. Resolution	1024 x 768			
	Brightness (cd/m2)	500			
	Contrast Ratio	700:1			
	LCD Color	16.2M			
	Pixel Pitch (mm)	0.24 (H) x 0.24 (V)			
	Viewing Angle (H-V)	160 / 160			
	Backlight MTBF	30000 hrs (LED Backlight)			
Touch	Resistive 5-wire	-			
	Projected Capacitive	V			
System	Processor	Intel® Core™ i5-6300U Processor (3M Cache, up to 3.00 GHz)			
	Chipset	SOC			
	BIOS	AMI 8 Mbit SPI BIOS			
	Memory	1x DDR4 260-pin SO-DIMM Socket, Support up to 16 GB			
	Graphics	Integrated Intel® HD Graphics, Support Three Independent Display			
	Audio	Realtek ALC888-GR, High Definition Audio			
I/O Interface	Vedio Output	1x VGA connector, 1x DVI Connector			
	CDS	1x CPCI Connector			
	LAN	2x GbE LAN (Support Wake On Lan, Teaming, Jumbo frame, IEEE 1588v2, PXE), RJ45 GbE1: Intel I219LM, GbE2: Intel I210AT			
	PoE+	Optional CFM POE Module IEEE 802.3at POE+ PSE for GbE1~GbE2			
	Serial Port	6x RS-232/422/485 with Auto Flow Control (Support 5V/12V), DB9			
	USB	4x USB 3.0, Type-A, 1x USB 2.0, Type-A			
	Optical Isolated DIO	16x Optical Isolated DIO(8DI, 8DO)			
	Audio	1x Line-Out, 1x Mic-In			
	Power on/off switch	1x ATX Power On/Off Switch			
	Reset Button	1x Reset Button			
	AT/ATX Switch	1x AT/ATX Mode Switch			
	Remote Power On/Off Connector	1x Remote Power On/Off Connector, 2-pin Terminal Block			
	External FAN Connector	1x 4-pin Terminal Block			
	Storage	SSD/HDD	2x 2.5" SATA HDD/SSD Bay, Support RAID 0/1 (Gen3) One Internal, One Hot-swappable Front Accessible		
mSATA		2x mSATA (Shared by Mini-PCIe Socket) (Gen2)			
CFast		1x CFast			
Expansion	CFM (Control Function Module) Interface	2x CFM Interface for CFM Modules			
	PCI/PCIe	-	1x PCI/PCIe Expansion slots Optional Riser Card · 1x PCI · 1x PCIe4	· 1x PCIe4	· 1x PCI
	Mini PCI Express	2x Full-size Mini-PCIe Sockets			
	Universal I/O Bracket	1x Universal I/O Bracket			
	SIM Socket	1x SIM Socket			
	Antenna Holes	4x Antenna Holes			
	Other	Instant Reboot	Support Instant Reboot Technology (0.2 sec)		
Super Cap		Super Cap Integrated for CMOS Battery-free Operation			
Watchdog Timer		Software Programmable Supports 1~255 sec. System Reset (With Optional CFM Module)			
Power Ignition Sensing		· Power Ignition Sensing (IGN) Function, 12V/24V Selectable			
OSD Function		LCD On/Off, Brightness Up, Brightness Down (For CDS Display Module)			
Internal Speaker		AMP 2W + 2W			
Power Requirement	Power Type	Support AT/ATX Power Type			
	Power Input Voltage	Power Input Voltage 9~48VDC			
	Connector	3-pin Terminal Block			
	Power Adapter	Optional AC/DC Adapter: AC/DC 12V/5A, 60W or AC/DC 24V/5A, 120W			
Physical	Dimension (WxHxD)	345 x 265.3 x 82 mm	345 x 265.3 x 100 mm	345 x 265.3 x 100 mm	345 x 265.3 x 100 mm
	Weight Information	6.08 kg	6.34 kg	6.34 kg	6.34 kg
	Mechanical Construction	Extruded Aluminum with Heavy Duty Metal			
	Mounting	Wall, VESA 75/100, CDS Mount			
	Rugged Design Features	Fanless, Jumperless			
Protection	Reverse Power Input Protection	Yes			
	Over Voltage / Current Protection	58V / 15A			
	ESD Protection	+/-15kV(Air), +/-8kV(Contact)			
	Surge	3KW			
Operating System	Windows	Windows 10 / 8.1 / 7			
Environment	Operating Temperature	-20°C to 70°C (With extended temperature peripherals; Ambient with air flow According to IEC60068-2-1, IEC60068-2-2, IEC60068-2-14)			
	Storage Temperature	-30°C to 80°C			
	Relative Humidity	90% RH @ 40°C (Non-Condensing)			
	EMC	CE, FCC Class A			

Rugged Embedded Computer

Convertible Embedded System

Industrial Panel PC

Industrial Touch Monitor

Accessory

Industrial Panel PC Selection Guide



Model Name		CV-115/P2002			
Model No.		CV-115R-R10/P2002-I5-R10	CV-115R-R10/P2002E-I5-R10	CV-115R-R10/P2002E-I5-E4-R10	CV-115R-R10/P2002E-I5-PI-R10
Display	LCD Size	15" (4:3)			
	Max. Resolution	1024 x 768			
	Brightness (cd/m2)	350			
	Contrast Ratio	700:1			
	LCD Color	16.2M			
	Pixel Pitch (mm)	0.297 (H) x 0.297 (V)			
	Viewing Angle (H-V)	170 / 160			
	Backlight MTBF	50000 hrs (LED Backlight)			
Touch	Resistive 5-wire	V			
	Projected Capacitive	-			
System	Processor	Intel® Core™ i5-6300U Processor (3M Cache, up to 3.00 GHz)			
	Chipset	SOC			
	BIOS	AMI 8 Mbit SPI BIOS			
	Memory	1x DDR4 260-pin SO-DIMM Socket, Support up to 16 GB			
	Graphics	Integrated Intel® HD Graphics, Support Three Independent Display			
	Audio	Realtek ALC888-GR, High Definition Audio			
I/O Interface	Vedio Output	1x VGA connector, 1x DVI Connector			
	CDS	1x CPCI Connector			
	LAN	2x GbE LAN (Support Wake On Lan, Teaming, Jumbo frame, IEEE 1588v2, PXE), RJ45 GbE1: Intel I219LM, GbE2: Intel I210AT			
	PoE+	Optional CFM POE Module, IEEE 802.3at POE+ PSE for GbE1~GbE2			
	Serial Port	6x RS-232/422/485 with Auto Flow Control (Support 5V/12V), DB9			
	USB	4x USB 3.0, Type-A, 1x USB 2.0, Type-A			
	Optical Isolated DIO	16x Optical Isolated DIO(8DI, 8DO)			
	Audio	1x Line-Out, 1x Mic-In			
	Power on/off switch	1x ATX Power On/Off Switch			
	Reset Button	1x Reset Button			
	AT/ATX Switch	1x AT/ATX Mode Switch			
	Remote Power On/Off Connector	1x Remote Power On/Off Connector, 2-pin Terminal Block			
	External FAN Connector	1x 4-pin Terminal Block			
	Storage	SSD/HDD	2x 2.5" SATA HDD/SSD Bay, Support RAID 0/1 (Gen3) One Internal, One Hot-swappable Front Accessible		
mSATA		2x mSATA (Shared by Mini-PCIe Socket) (Gen2)			
CFast		1x CFast			
Expansion	CFM (Control Function Module) Interface	2x CFM Interface for CFM Modules			
	PCI/PCIe	-	1x PCI/PCIe Expansion slots Optional Riser Card · 1x PCI · 1x PCIe4	· 1x PCIe4	· 1x PCI
	Mini PCI Express	2x Full-size Mini-PCIe Sockets			
	Universal I/O Bracket	1x Universal I/O Bracket			
	SIM Socket	1x SIM Socket			
	Antenna Holes	4x Antenna Holes			
	Other	Instant Reboot	Support Instant Reboot Technology (0.2 sec)		
Super Cap		Super Cap Integrated for CMOS Battery-free Operation			
Watchdog Timer		Software Programmable Supports 1~255 sec. System Reset (With Optional CFM Module)			
Power Ignition Sensing		· Power Ignition Sensing (IGN) Function, 12V/24V Selectable			
OSD Function		LCD On/Off, Brightness Up, Brightness Down (For CDS Display Module)			
Internal Speaker		AMP 2W + 2W			
Power Requirement	Power Type	Support AT/ATX Power Type			
	Power Input Voltage	Power Input Voltage 9~48VDC			
	Connector	3-pin Terminal Block			
Physical	Power Adapter	Optional AC/DC Adapter: AC/DC 12V/5A, 60W or AC/DC 24V/5A, 120W			
	Dimension (WxHxD)	408 x 312.4 x 84.5 mm	408 x 312.4 x 102.5 mm	408 x 312.4 x 102.5 mm	408 x 312.4 x 102.5 mm
	Weight Information	7.28 kg	7.54 kg	7.54 kg	7.54 kg
	Mechanical Construction	Extruded Aluminum with Heavy Duty Metal			
	Mounting	Wall, VESA 75/100, CDS Mount			
	Rugged Design Features	Fanless, Jumperless			
Protection	Reverse Power Input Protection	Yes			
	Over Voltage / Current Protection	58V / 15A			
	ESD Protection	+/-15kV(Air), +/-8kV(Contact)			
	Surge	3KW			
Operating System	Windows	Windows 10 / 8.1 / 7			
Environment	Operating Temperature	0°C to 60°C (With extended temperature peripherals; Ambient with air flow According to IEC60068-2-1, IEC60068-2-2, IEC60068-2-14)			
	Storage Temperature	-20°C to 65°C			
	Relative Humidity	80% RH @ 50°C (Non-Condensing)			
	EMC	CE, FCC Class A			

Model Name		CV-115/P2002			
Model No.		CV-115C-R10/P2002-I5-R10	CV-115C-R10/P2002E-I5-R10	CV-115C-R10/P2002E-I5-E4-R10	CV-115C-R10/P2002E-I5-PI-R10
Display	LCD Size	15" (4:3)			
	Max. Resolution	1024 x 768			
	Brightness (cd/m2)	350			
	Contrast Ratio	700:1			
	LCD Color	16.2M			
	Pixel Pitch (mm)	0.297 (H) x 0.297 (V)			
	Viewing Angle (H-V)	170 / 160			
	Backlight MTBF	50000 hrs (LED Backlight)			
Touch	Resistive 5-wire	-			
	Projected Capacitive	V			
System	Processor	Intel® Core™ i5-6300U Processor (3M Cache, up to 3.00 GHz)			
	Chipset	SOC			
	BIOS	AMI 8 Mbit SPI BIOS			
	Memory	1x DDR4 260-pin SO-DIMM Socket, Support up to 16 GB			
	Graphics	Integrated Intel® HD Graphics, Support Three Independent Display			
	Audio	Realtek ALC888-GR, High Definition Audio			
I/O Interface	Vedio Output	1x VGA connector, 1x DVI Connector			
	CDS	1x CPCI Connector			
	LAN	2x GbE LAN (Support Wake On Lan, Teaming, Jumbo frame, IEEE 1588v2, PXE), RJ45 GbE1: Intel I219LM, GbE2: Intel I210AT			
	PoE+	Optional CFM POE Module, IEEE 802.3at POE+ PSE for GbE1~GbE2			
	Serial Port	6x RS-232/422/485 with Auto Flow Control (Support 5V/12V), DB9			
	USB	4x USB 3.0, Type-A, 1x USB 2.0, Type-A			
	Optical Isolated DIO	16x Optical Isolated DIO(8DI, 8DO)			
	Audio	1x Line-Out, 1x Mic-In			
	Power on/off switch	1x ATX Power On/Off Switch			
	Reset Button	1x Reset Button			
	AT/ATX Switch	1x AT/ATX Mode Switch			
	Remote Power On/Off Connector	1x Remote Power On/Off Connector, 2-pin Terminal Block			
	External FAN Connector	1x 4-pin Terminal Block			
	Storage	SSD/HDD	2x 2.5" SATA HDD/SSD Bay, Support RAID 0/1 (Gen3) One Internal, One Hot-swappable Front Accessible		
mSATA		2x mSATA (Shared by Mini-PCIe Socket) (Gen2)			
CFast		1x CFast			
Expansion	CFM (Control Function Module) Interface	2x CFM Interface for CFM Modules			
	PCI/PCIe	-	1x PCI/PCIe Expansion slots Optional Riser Card · 1x PCI · 1x PCIe4	· 1x PCIe4	· 1x PCI
	Mini PCI Express	2x Full-size Mini-PCIe Sockets			
	Universal I/O Bracket	1x Universal I/O Bracket			
	SIM Socket	1x SIM Socket			
	Antenna Holes	4x Antenna Holes			
	Other	Instant Reboot	Support Instant Reboot Technology (0.2 sec)		
Super Cap		Super Cap Integrated for CMOS Battery-free Operation			
Watchdog Timer		Software Programmable Supports 1~255 sec. System Reset (With Optional CFM Module)			
Power Ignition Sensing		· Power Ignition Sensing (IGN) Function, 12V/24V Selectable			
OSD Function		LCD On/Off, Brightness Up, Brightness Down (For CDS Display Module)			
Internal Speaker		AMP 2W + 2W			
Power Requirement	Power Type	Support AT/ATX Power Type			
	Power Input Voltage	Power Input Voltage 9~48VDC			
	Connector	3-pin Terminal Block			
Physical	Power Adapter	Optional AC/DC Adapter: AC/DC 12V/5A, 60W or AC/DC 24V/5A, 120W			
	Dimension (WxHxD)	408 x 312.4 x 84.5 mm	408 x 312.4 x 102.5 mm	408 x 312.4 x 102.5 mm	408 x 312.4 x 102.5 mm
	Weight Information	7.28 kg	7.54 kg	7.54 kg	7.54 kg
	Mechanical Construction	Extruded Aluminum with Heavy Duty Metal			
	Mounting	Wall, VESA 75/100, CDS Mount			
	Rugged Design Features	Fanless, Jumperless			
Protection	Reverse Power Input Protection	Yes			
	Over Voltage / Current Protection	58V / 15A			
	ESD Protection	+/-15kV(Air), +/-8kV(Contact)			
	Surge	3KW			
Operating System	Windows	Windows 10 / 8.1 / 7			
Environment	Operating Temperature	0°C to 60°C (With extended temperature peripherals; Ambient with air flow According to IEC60068-2-1, IEC60068-2-2, IEC60068-2-14)			
	Storage Temperature	-20°C to 65°C			
	Relative Humidity	80% RH @ 50°C (Non-Condensing)			
	EMC	CE, FCC Class A			

Rugged Embedded Computer



Convertible Embedded System

Industrial Panel PC

Industrial Touch Monitor

Accessory

Industrial Panel PC Selection Guide



Model Name		CV-W115/P2002				
Model No.		CV-W115R-R10/P2002-i5-R10	CV-W115R-R10/P2002E-i5-R10	CV-W115R-R10/P2002E-i5-E4-R10	CV-W115R-R10/P2002E-i5-PI-R10	
Display	LCD Size	15.6" (16:9)				
	Max. Resolution	1366 X 768				
	Brightness (cd/m2)	400				
	Contrast Ratio	500 : 1				
	LCD Color	16.2M				
	Pixel Pitch (mm)	0.252 (H) x 0.252 (V)				
	Viewing Angle (H-V)	170 / 160				
	Backlight MTBF	50000 hrs (LED Backlight)				
Touch	Resistive 5-wire	-				
	Projected Capacitive	V				
System	Processor	Intel® Core™ i5-6300U Processor (3M Cache, up to 3.00 GHz)				
	Chipset	SOC				
	BIOS	AMI 8 Mbit SPI BIOS				
	Memory	1x DDR4 260-pin SO-DIMM Socket, Support up to 16 GB				
	Graphics	Integrated Intel® HD Graphics, Support Three Independent Display				
	Audio	Realtek ALC888-GR, High Definition Audio				
I/O Interface	Vedio Output	1x VGA connector, 1x DVI Connector				
	CDS	1x CPCI Connector				
	LAN	2x GbE LAN (Support Wake On Lan, Teaming, Jumbo frame, IEEE 1588v2, PXE), RJ45 GbE1: Intel I219LM, GbE2: Intel I210AT				
	PoE+	Optional CFM POE Module, IEEE 802.3at POE+ PSE for GbE1~GbE2				
	Serial Port	6x RS-232/422/485 with Auto Flow Control (Support 5V/12V), DB9				
	USB	4x USB 3.0, Type-A, 1x USB 2.0, Type-A				
	Optical Isolated DIO	16x Optical Isolated DIO(8DI, 8DO)				
	Audio	1x Line-Out, 1x Mic-In				
	Power on/off switch	1x ATX Power On/Off Switch				
	Reset Button	1x Reset Button				
	AT/ATX Switch	1x AT/ATX Mode Switch				
	Remote Power On/Off Connector	1x Remote Power On/Off Connector, 2-pin Terminal Block				
	External FAN Connector	1x 4-pin Terminal Block				
	Storage	SSD/HDD	2x 2.5" SATA HDD/SSD Bay, Support RAID 0/1 (Gen3) One Internal, One Hot-swappable Front Accessible			
		mSATA	2x mSATA (Shared by Mini-PCIe Socket) (Gen2)			
CFast		1x CFast				
CFM (Control Function Module) Interface		2x CFM Interface for CFM Modules				
Expansion	PCI/PCIe	-	1x PCI/PCIe Expansion slots Optional Riser Card · 1x PCI · 1x PCIe4	· 1x PCIe4	· 1x PCI	
	Mini PCI Express	2x Full-size Mini-PCIe Sockets				
	Universal I/O Bracket	1x Universal I/O Bracket				
	SIM Socket	1x SIM Socket				
	Antenna Holes	4x Antenna Holes				
	Other	Instant Reboot	Support Instant Reboot Technology (0.2 sec)			
Super Cap		Super Cap Integrated for CMOS Battery-free Operation				
Watchdog Timer		Software Programmable Supports 1~255 sec. System Reset (With Optional CFM Module)				
Power Ignition Sensing		· Power Ignition Sensing (IGN) Function, 12V/24V Selectable				
OSD Function		LCD On/Off, Brightness Up, Brightness Down (For CDS Display Module)				
Internal Speaker		AMP 2W + 2W				
Power Requirement	Power Type	Support AT/ATX Power Type				
	Power Input Voltage	Power Input Voltage 9~48VDC				
	Connector	3-pin Terminal Block				
	Power Adapter	Optional AC/DC Adapter: AC/DC 12V/5A, 60W or AC/DC 24V/5A, 120W				
Physical	Dimension (WxHxD)	420 x 254 x 91.5 mm	420 x 254 x 109.5 mm	420 x 254 x 109.5 mm	420 x 254 x 109.5 mm	
	Weight Information	7.17 kg	7.43 kg	7.43 kg	7.43 kg	
	Mechanical Construction	Extruded Aluminum with Heavy Duty Metal				
	Mounting	Wall, VESA 75/100, CDS Mount				
	Rugged Design Features	Fanless, Jumperless				
	Protection	Reverse Power Input Protection	Yes			
Over Voltage / Current Protection		58V / 15A				
ESD Protection		+/-15kV(Air), +/-8kV(Contact)				
Surge		3KW				
Operating System	Windows	Windows 10 / 8.1 / 7				
Environment	Operating Temperature	0°C to 60°C (With extended temperature peripherals; Ambient with air flow According to IEC60068-2-1, IEC60068-2-2, IEC60068-2-14)				
	Storage Temperature	-20°C to 60°C				
	Relative Humidity	80% RH @ 50°C (Non-Condensing)				
	EMC	CE, FCC Class A				

Model Name		CV-W115/P2002				
Model No.		CV-W115C-R10/P2002-i5-R10	CV-W115C-R10/P2002E-i5-R10	CV-W115C-R10/P2002E-i5-E4-R10	CV-W115C-R10/P2002E-i5-PI-R10	
Display	LCD Size	15.6" (16:9)				
	Max. Resolution	1366 X 768				
	Brightness (cd/m2)	400				
	Contrast Ratio	500 : 1				
	LCD Color	16.2M				
	Pixel Pitch (mm)	0.252 (H) x 0.252 (V)				
	Viewing Angle (H-V)	170 / 160				
	Backlight MTBF	50000 hrs (LED Backlight)				
Touch	Resistive 5-wire	-				
	Projected Capacitive	V				
System	Processor	Intel® Core™ i5-6300U Processor (3M Cache, up to 3.00 GHz)				
	Chipset	SOC				
	BIOS	AMI 8 Mbit SPI BIOS				
	Memory	1x DDR4 260-pin SO-DIMM Socket, Support up to 16 GB				
	Graphics	Integrated Intel® HD Graphics, Support Three Independent Display				
	Audio	Realtek ALC888-GR, High Definition Audio				
I/O Interface	Vedio Output	1x VGA connector, 1x DVI Connector				
	CDS	1x CPCI Connector				
	LAN	2x GbE LAN (Support Wake On Lan, Teaming, Jumbo frame, IEEE 1588v2, PXE), RJ45 GbE1: Intel I219LM, GbE2: Intel I210AT				
	PoE+	Optional CFM POE Module, IEEE 802.3at POE+ PSE for GbE1~GbE2				
	Serial Port	6x RS-232/422/485 with Auto Flow Control (Support 5V/12V), DB9				
	USB	4x USB 3.0, Type-A, 1x USB 2.0, Type-A				
	Optical Isolated DIO	16x Optical Isolated DIO(8DI, 8DO)				
	Audio	1x Line-Out, 1x Mic-In				
	Power on/off switch	1x ATX Power On/Off Switch				
	Reset Button	1x Reset Button				
	AT/ATX Switch	1x AT/ATX Mode Switch				
	Remote Power On/Off Connector	1x Remote Power On/Off Connector, 2-pin Terminal Block				
	External FAN Connector	1x 4-pin Terminal Block				
	Storage	SSD/HDD	2x 2.5" SATA HDD/SSD Bay, Support RAID 0/1 (Gen3) One Internal, One Hot-swappable Front Accessible			
		mSATA	2x mSATA (Shared by Mini-PCIe Socket) (Gen2)			
CFast		1x CFast				
CFM (Control Function Module) Interface		2x CFM Interface for CFM Modules				
Expansion	PCI/PCIe	-	1x PCI/PCIe Expansion slots Optional Riser Card · 1x PCI · 1x PCIe4	· 1x PCIe4	· 1x PCI	
	Mini PCI Express	2x Full-size Mini-PCIe Sockets				
	Universal I/O Bracket	1x Universal I/O Bracket				
	SIM Socket	1x SIM Socket				
	Antenna Holes	4x Antenna Holes				
	Other	Instant Reboot	Support Instant Reboot Technology (0.2 sec)			
Super Cap		Super Cap Integrated for CMOS Battery-free Operation				
Watchdog Timer		Software Programmable Supports 1~255 sec. System Reset (With Optional CFM Module)				
Power Ignition Sensing		· Power Ignition Sensing (IGN) Function, 12V/24V Selectable				
OSD Function		LCD On/Off, Brightness Up, Brightness Down (For CDS Display Module)				
Internal Speaker		AMP 2W + 2W				
Power Requirement	Power Type	Support AT/ATX Power Type				
	Power Input Voltage	Power Input Voltage 9~48VDC				
	Connector	3-pin Terminal Block				
	Power Adapter	Optional AC/DC Adapter: AC/DC 12V/5A, 60W or AC/DC 24V/5A, 120W				
Physical	Dimension (WxHxD)	420 x 254 x 91.5 mm	420 x 254 x 109.5 mm	420 x 254 x 109.5 mm	420 x 254 x 109.5 mm	
	Weight Information	7.17 kg	7.43 kg	7.43 kg	7.43 kg	
	Mechanical Construction	Extruded Aluminum with Heavy Duty Metal				
	Mounting	Wall, VESA 75/100, CDS Mount				
	Rugged Design Features	Fanless, Jumperless				
	Protection	Reverse Power Input Protection	Yes			
Over Voltage / Current Protection		58V / 15A				
ESD Protection		+/-15kV(Air), +/-8kV(Contact)				
Surge		3KW				
Operating System	Windows	Windows 10 / 8.1 / 7				
Environment	Operating Temperature	0°C to 60°C (With extended temperature peripherals; Ambient with air flow According to IEC60068-2-1, IEC60068-2-2, IEC60068-2-14)				
	Storage Temperature	-20°C to 60°C				
	Relative Humidity	80% RH @ 50°C (Non-Condensing)				
	EMC	CE, FCC Class A				

Rugged Embedded Computer

Convertible Embedded System

Industrial Panel PC

Industrial Touch Monitor

Accessory

Industrial Panel PC Selection Guide



Model Name		CV-117/P2002			
Model No.		CV-117R-R10/P2002-I5-R10	CV-117R-R10/P2002E-I5-R10	CV-117R-R10/P2002E-I5-E4-R10	CV-117R-R10/P2002E-I5-PI-R10
Display	LCD Size	17" (5:4)			
	Max. Resolution	1280 x 1024			
	Brightness (cd/m2)	350			
	Contrast Ratio	800:1			
	LCD Color	16.7M			
	Pixel Pitch (mm)	0.264 (H) x 0.264 (V)			
	Viewing Angle (H-V)	160 / 140			
	Backlight MTBF	50000 hrs (LED Backlight)			
Touch	Resistive 5-wire	V			
	Projected Capacitive	-			
System	Processor	Intel® Core™ i5-6300U Processor (3M Cache, up to 3.00 GHz)			
	Chipset	SOC			
	BIOS	AMI 8 Mbit SPI BIOS			
	Memory	1x DDR4 260-pin SO-DIMM Socket, Support up to 16 GB			
	Graphics	Integrated Intel® HD Graphics, Support Three Independent Display			
	Audio	Realtek ALC888-GR, High Definition Audio			
I/O Interface	Vedio Output	1x VGA connector, 1x DVI Connector			
	CDS	1x CPCI Connector			
	LAN	2x GbE LAN (Support Wake On Lan, Teaming, Jumbo frame, IEEE 1588v2, PXE), RJ45 GbE1: Intel I219LM, GbE2: Intel I210AT			
	PoE+	Optional CFM POE Module, IEEE 802.3at POE+ PSE for GbE1~GbE2			
	Serial Port	6x RS-232/422/485 with Auto Flow Control (Support 5V/12V), DB9			
	USB	4x USB 3.0, Type-A, 1x USB 2.0, Type-A			
	Optical Isolated DIO	16x Optical Isolated DIO(8DI, 8DO)			
	Audio	1x Line-Out, 1x Mic-In			
	Power on/off switch	1x ATX Power On/Off Switch			
	Reset Button	1x Reset Button			
	AT/ATX Switch	1x AT/ATX Mode Switch			
	Remote Power On/Off Connector	1x Remote Power On/Off Connector, 2-pin Terminal Block			
	External FAN Connector	1x 4-pin Terminal Block			
	Storage	SSD/HDD	2x 2.5" SATA HDD/SSD Bay, Support RAID 0/1 (Gen3) One Internal, One Hot-swappable Front Accessible		
mSATA		2x mSATA (Shared by Mini-PCIe Socket) (Gen2)			
CFast		1x CFast			
Expansion	CFM (Control Function Module) Interface	2x CFM Interface for CFM Modules			
	PCI/PCIe	-	1x PCI/PCIe Expansion slots Optional Riser Card · 1x PCI · 1x PCIe4	· 1x PCIe4	· 1x PCI
	Mini PCI Express	2x Full-size Mini-PCIe Sockets			
	Universal I/O Bracket	1x Universal I/O Bracket			
	SIM Socket	1x SIM Socket			
	Antenna Holes	4x Antenna Holes			
	Instant Reboot	Support Instant Reboot Technology (0.2 sec)			
	Super Cap	Super Cap Integrated for CMOS Battery-free Operation			
Other	Watchdog Timer	Software Programmable Supports 1~255 sec. System Reset (With Optional CFM Module)			
	Power Ignition Sensing	· Power Ignition Sensing (IGN) Function, 12V/24V Selectable			
	OSD Function	LCD On/Off, Brightness Up, Brightness Down (For CDS Display Module)			
	Internal Speaker	AMP 2W + 2W			
Power Requirement	Power Type	Support AT/ATX Power Type			
	Power Input Voltage	Power Input Voltage 9~48VDC			
	Connector	3-pin Terminal Block			
Physical	Power Adapter	Optional AC/DC Adapter: AC/DC 12V/5A, 60W or AC/DC 24V/5A, 120W			
	Dimension (WxHxD)	450 x 350 x 88.5 mm	450 x 350 x 106.5 mm	450 x 350 x 106.5 mm	450 x 350 x 106.5 mm
	Weight Information	8.56 kg	8.82 kg	8.82 kg	8.82 kg
	Mechanical Construction	Extruded Aluminum with Heavy Duty Metal			
	Mounting	Wall, VESA 75/100, CDS Mount			
	Rugged Design Features	Fanless, Jumperless			
Protection	Reverse Power Input Protection	Yes			
	Over Voltage / Current Protection	58V / 15A			
	ESD Protection	+/-15kV(Air), +/-8kV(Contact)			
	Surge	3KW			
Operating System	Windows	Windows 10 / 8.1 / 7			
Environment	Operating Temperature	-20°C to 70°C (With extended temperature peripherals; Ambient with air flow According to IEC60068-2-1, IEC60068-2-2, IEC60068-2-14)			
	Storage Temperature	-30°C to 80°C			
	Relative Humidity	80% RH @ 50°C (Non-Condensing)			
	EMC	CE, FCC Class A			

Model Name		CV-117/P2002			
Model No.		CV-117C-R10/P2002-I5-R10	CV-117C-R10/P2002E-I5-R10	CV-117C-R10/P2002E-I5-E4-R10	CV-117C-R10/P2002E-I5-PI-R10
Display	LCD Size	17" (5:4)			
	Max. Resolution	1280 x 1024			
	Brightness (cd/m2)	350			
	Contrast Ratio	800:1			
	LCD Color	16.7M			
	Pixel Pitch (mm)	0.264 (H) x 0.264 (V)			
	Viewing Angle (H-V)	160 / 140			
	Backlight MTBF	50000 hrs (LED Backlight)			
Touch	Resistive 5-wire	-			
	Projected Capacitive	V			
System	Processor	Intel® Core™ i5-6300U Processor (3M Cache, up to 3.00 GHz)			
	Chipset	SOC			
	BIOS	AMI 8 Mbit SPI BIOS			
	Memory	1x DDR4 260-pin SO-DIMM Socket, Support up to 16 GB			
	Graphics	Integrated Intel® HD Graphics, Support Three Independent Display			
	Audio	Realtek ALC888-GR, High Definition Audio			
I/O Interface	Vedio Output	1x VGA connector, 1x DVI Connector			
	CDS	1x CPCI Connector			
	LAN	2x GbE LAN (Support Wake On Lan, Teaming, Jumbo frame, IEEE 1588v2, PXE), RJ45 GbE1: Intel I219LM, GbE2: Intel I210AT			
	PoE+	Optional CFM POE Module, IEEE 802.3at POE+ PSE for GbE1~GbE2			
	Serial Port	6x RS-232/422/485 with Auto Flow Control (Support 5V/12V), DB9			
	USB	4x USB 3.0, Type-A, 1x USB 2.0, Type-A			
	Optical Isolated DIO	16x Optical Isolated DIO(8DI, 8DO)			
	Audio	1x Line-Out, 1x Mic-In			
	Power on/off switch	1x ATX Power On/Off Switch			
	Reset Button	1x Reset Button			
	AT/ATX Switch	1x AT/ATX Mode Switch			
	Remote Power On/Off Connector	1x Remote Power On/Off Connector, 2-pin Terminal Block			
	External FAN Connector	1x 4-pin Terminal Block			
	Storage	SSD/HDD	2x 2.5" SATA HDD/SSD Bay, Support RAID 0/1 (Gen3) One Internal, One Hot-swappable Front Accessible		
mSATA		2x mSATA (Shared by Mini-PCIe Socket) (Gen2)			
CFast		1x CFast			
Expansion	CFM (Control Function Module) Interface	2x CFM Interface for CFM Modules			
	PCI/PCIe	-	1x PCI/PCIe Expansion slots Optional Riser Card · 1x PCI · 1x PCIe4	· 1x PCIe4	· 1x PCI
	Mini PCI Express	2x Full-size Mini-PCIe Sockets			
	Universal I/O Bracket	1x Universal I/O Bracket			
	SIM Socket	1x SIM Socket			
	Antenna Holes	4x Antenna Holes			
	Instant Reboot	Support Instant Reboot Technology (0.2 sec)			
	Super Cap	Super Cap Integrated for CMOS Battery-free Operation			
Other	Watchdog Timer	Software Programmable Supports 1~255 sec. System Reset (With Optional CFM Module)			
	Power Ignition Sensing	· Power Ignition Sensing (IGN) Function, 12V/24V Selectable			
	OSD Function	LCD On/Off, Brightness Up, Brightness Down (For CDS Display Module)			
	Internal Speaker	AMP 2W + 2W			
Power Requirement	Power Type	Support AT/ATX Power Type			
	Power Input Voltage	Power Input Voltage 9~48VDC			
	Connector	3-pin Terminal Block			
Physical	Power Adapter	Optional AC/DC Adapter: AC/DC 12V/5A, 60W or AC/DC 24V/5A, 120W			
	Dimension (WxHxD)	450 x 350 x 88.5 mm	450 x 350 x 106.5 mm	450 x 350 x 106.5 mm	450 x 350 x 106.5 mm
	Weight Information	8.56 kg	8.82 kg	8.82 kg	8.82 kg
	Mechanical Construction	Extruded Aluminum with Heavy Duty Metal			
	Mounting	Wall, VESA 75/100, CDS Mount			
	Rugged Design Features	Fanless, Jumperless			
Protection	Reverse Power Input Protection	Yes			
	Over Voltage / Current Protection	58V / 15A			
	ESD Protection	+/-15kV(Air), +/-8kV(Contact)			
	Surge	3KW			
Operating System	Windows	Windows 10 / 8.1 / 7			
Environment	Operating Temperature	-20°C to 70°C (With extended temperature peripherals; Ambient with air flow According to IEC60068-2-1, IEC60068-2-2, IEC60068-2-14)			
	Storage Temperature	-30°C to 80°C			
	Relative Humidity	80% RH @ 50°C (Non-Condensing)			
	EMC	CE, FCC Class A			

Rugged Embedded Computer


Convertible Embedded System

Industrial Panel PC

Industrial Touch Monitor

Accessory

Industrial Panel PC Selection Guide



Model Name		CV-119/P2002			
Model No.		CV-119R-R10/P2002-I5-R10	CV-119R-R10/P2002E-I5-R10	CV-119R-R10/P2002E-I5-E4-R10	CV-119R-R10/P2002E-I5-PI-R10
Display	LCD Size	19" (5:4)			
	Max. Resolution	1280 x 1024			
	Brightness (cd/m2)	350			
	Contrast Ratio	1000:1			
	LCD Color	16.7M			
	Pixel Pitch (mm)	0.294 (H) x 0.294 (V)			
	Viewing Angle (H-V)	170 / 160			
	Backlight MTBF	50000 hrs (LED Backlight)			
Touch	Resistive 5-wire	V			
	Projected Capacitive	-			
System	Processor	Intel® Core™ i5-6300U Processor (3M Cache, up to 3.00 GHz)			
	Chipset	SOC			
	BIOS	AMI 8 Mbit SPI BIOS			
	Memory	1x DDR4 260-pin SO-DIMM Socket, Support up to 16 GB			
	Graphics	Integrated Intel® HD Graphics, Support Three Independent Display			
	Audio	Realtek ALC888-GR, High Definition Audio			
I/O Interface	Vedio Output	1x VGA connector, 1x DVI Connector			
	CDS	1x CPCI Connector			
	LAN	2x GbE LAN (Support Wake On Lan, Teaming, Jumbo frame, IEEE 1588v2, PXE), RJ45 GbE1: Intel I219LM, GbE2: Intel I210AT			
	PoE+	Optional CFM POE Module, IEEE 802.3at POE+ PSE for GbE1~GbE2			
	Serial Port	6x RS-232/422/485 with Auto Flow Control (Support 5V/12V), DB9			
	USB	4x USB 3.0, Type-A, 1x USB 2.0, Type-A			
	Optical Isolated DIO	16x Optical Isolated DIO(8DI, 8DO)			
	Audio	1x Line-Out, 1x Mic-In			
	Power on/off switch	1x ATX Power On/Off Switch			
	Reset Button	1x Reset Button			
	AT/ATX Switch	1x AT/ATX Mode Switch			
	Remote Power On/Off Connector	1x Remote Power On/Off Connector, 2-pin Terminal Block			
	External FAN Connector	1x 4-pin Terminal Block			
	Storage	SSD/HDD	2x 2.5" SATA HDD/SSD Bay, Support RAID 0/1 (Gen3) One Internal, One Hot-swappable Front Accessible		
mSATA		2x mSATA (Shared by Mini-PCIe Socket) (Gen2)			
CFast		1x CFast			
Expansion	CFM (Control Function Module) Interface	2x CFM Interface for CFM Modules			
	PCI/PCIe	-	1x PCI/PCIe Expansion slots Optional Riser Card · 1x PCI · 1x PCIe4	· 1x PCIe4	· 1x PCI
	Mini PCI Express	2x Full-size Mini-PCIe Sockets			
	Universal I/O Bracket	1x Universal I/O Bracket			
	SIM Socket	1x SIM Socket			
	Antenna Holes	4x Antenna Holes			
	Other	Instant Reboot	Support Instant Reboot Technology (0.2 sec)		
Super Cap		Super Cap Integrated for CMOS Battery-free Operation			
Watchdog Timer		Software Programmable Supports 1~255 sec. System Reset (With Optional CFM Module)			
Power Ignition Sensing		· Power Ignition Sensing (IGN) Function, 12V/24V Selectable			
OSD Function		LCD On/Off, Brightness Up, Brightness Down (For CDS Display Module)			
Internal Speaker		AMP 2W + 2W			
Power Requirement	Power Type	Support AT/ATX Power Type			
	Power Input Voltage	Power Input Voltage 9~48VDC			
	Connector	3-pin Terminal Block			
	Power Adapter	Optional AC/DC Adapter: AC/DC 12V/5A, 60W or AC/DC 24V/5A, 120W			
Physical	Dimension (WxHxD)	510 x 389.3 x 88.5 mm	510 x 389.3 x 106.5 mm	510 x 389.3 x 106.5 mm	510 x 389.3 x 106.5 mm
	Weight Information	9.88 kg	10.14 kg	10.14 kg	10.14 kg
	Mechanical Construction	Extruded Aluminum with Heavy Duty Metal			
	Mounting	Wall, VESA 75/100, CDS Mount			
	Rugged Design Features	Fanless, Jumperless			
Protection	Reverse Power Input Protection	Yes			
	Over Voltage / Current Protection	58V / 15A			
	ESD Protection	+/-15kV(Air), +/-8kV(Contact)			
	Surge	3KW			
Operating System	Windows	Windows 10 / 8.1 / 7			
Environment	Operating Temperature	0°C to 50°C (With extended temperature peripherals; Ambient with air flow According to IEC60068-2-1, IEC60068-2-2, IEC60068-2-14)			
	Storage Temperature	-20°C to 60°C			
	Relative Humidity	80% RH @ 50°C (Non-Condensing)			
	EMC	CE, FCC Class A			

Model Name		CV-119/P2002			
Model No.		CV-119C-R10/P2002-I5-R10	CV-119C-R10/P2002E-I5-R10	CV-119C-R10/P2002E-I5-E4-R10	CV-119C-R10/P2002E-I5-PI-R10
Display	LCD Size	19" (5:4)			
	Max. Resolution	1280 x 1024			
	Brightness (cd/m2)	350			
	Contrast Ratio	1000:1			
	LCD Color	16.7M			
	Pixel Pitch (mm)	0.294 (H) x 0.294 (V)			
	Viewing Angle (H-V)	170 / 160			
	Backlight MTBF	50000 hrs (LED Backlight)			
Touch	Resistive 5-wire	V			
	Projected Capacitive	-			
System	Processor	Intel® Core™ i5-6300U Processor (3M Cache, up to 3.00 GHz)			
	Chipset	SOC			
	BIOS	AMI 8 Mbit SPI BIOS			
	Memory	1x DDR4 260-pin SO-DIMM Socket, Support up to 16 GB			
	Graphics	Integrated Intel® HD Graphics, Support Three Independent Display			
	Audio	Realtek ALC888-GR, High Definition Audio			
I/O Interface	Vedio Output	1x VGA connector, 1x DVI Connector			
	CDS	1x CPCI Connector			
	LAN	2x GbE LAN (Support Wake On Lan, Teaming, Jumbo frame, IEEE 1588v2, PXE), RJ45 GbE1: Intel I219LM, GbE2: Intel I210AT			
	PoE+	Optional CFM POE Module, IEEE 802.3at POE+ PSE for GbE1~GbE2			
	Serial Port	6x RS-232/422/485 with Auto Flow Control (Support 5V/12V), DB9			
	USB	4x USB 3.0, Type-A, 1x USB 2.0, Type-A			
	Optical Isolated DIO	16x Optical Isolated DIO(8DI, 8DO)			
	Audio	1x Line-Out, 1x Mic-In			
	Power on/off switch	1x ATX Power On/Off Switch			
	Reset Button	1x Reset Button			
	AT/ATX Switch	1x AT/ATX Mode Switch			
	Remote Power On/Off Connector	1x Remote Power On/Off Connector, 2-pin Terminal Block			
	External FAN Connector	1x 4-pin Terminal Block			
	Storage	SSD/HDD	2x 2.5" SATA HDD/SSD Bay, Support RAID 0/1 (Gen3) One Internal, One Hot-swappable Front Accessible		
mSATA		2x mSATA (Shared by Mini-PCIe Socket) (Gen2)			
CFast		1x CFast			
Expansion	CFM (Control Function Module) Interface	2x CFM Interface for CFM Modules			
	PCI/PCIe	-	1x PCI/PCIe Expansion slots Optional Riser Card · 1x PCI · 1x PCIe4	· 1x PCIe4	· 1x PCI
	Mini PCI Express	2x Full-size Mini-PCIe Sockets			
	Universal I/O Bracket	1x Universal I/O Bracket			
	SIM Socket	1x SIM Socket			
	Antenna Holes	4x Antenna Holes			
	Other	Instant Reboot	Support Instant Reboot Technology (0.2 sec)		
Super Cap		Super Cap Integrated for CMOS Battery-free Operation			
Watchdog Timer		Software Programmable Supports 1~255 sec. System Reset (With Optional CFM Module)			
Power Ignition Sensing		· Power Ignition Sensing (IGN) Function, 12V/24V Selectable			
OSD Function		LCD On/Off, Brightness Up, Brightness Down (For CDS Display Module)			
Internal Speaker		AMP 2W + 2W			
Power Requirement	Power Type	Support AT/ATX Power Type			
	Power Input Voltage	Power Input Voltage 9~48VDC			
	Connector	3-pin Terminal Block			
	Power Adapter	Optional AC/DC Adapter: AC/DC 12V/5A, 60W or AC/DC 24V/5A, 120W			
Physical	Dimension (WxHxD)	510 x 389.3 x 88.5 mm	510 x 389.3 x 106.5 mm	510 x 389.3 x 106.5 mm	510 x 389.3 x 106.5 mm
	Weight Information	9.88 kg	10.14 kg	10.14 kg	10.14 kg
	Mechanical Construction	Extruded Aluminum with Heavy Duty Metal			
	Mounting	Wall, VESA 75/100, CDS Mount			
	Rugged Design Features	Fanless, Jumperless			
Protection	Reverse Power Input Protection	Yes			
	Over Voltage / Current Protection	58V / 15A			
	ESD Protection	+/-15kV(Air), +/-8kV(Contact)			
	Surge	3KW			
Operating System	Windows	Windows 10 / 8.1 / 7			
Environment	Operating Temperature	0°C to 50°C (With extended temperature peripherals; Ambient with air flow According to IEC60068-2-1, IEC60068-2-2, IEC60068-2-14)			
	Storage Temperature	-20°C to 60°C			
	Relative Humidity	80% RH @ 50°C (Non-Condensing)			
	EMC	CE, FCC Class A			

Rugged Embedded Computer



Convertible Embedded System

Industrial Panel PC

Industrial Touch Monitor

Accessory

Industrial Panel PC Selection Guide



Model Name		CV-W121/P2002				
Model No.		CV-W121R-R10/P2002-i5-R10	CV-W121R-R10/P2002E-i5-R10	CV-W121R-R10/P2002E-i5-E4-R10	CV-W121R-R10/P2002E-i5-PI-R10	
Display	LCD Size	21.5" (16:9)				
	Max. Resolution	1920 x 1080				
	Brightness (cd/m2)	300				
	Contrast Ratio	5000 : 1				
	LCD Color	16.7M				
	Pixel Pitch (mm)	0.24825 (H) x 0.24825 (V)				
	Viewing Angle (H-V)	178 / 178				
	Backlight MTBF	50000 hrs (LED Backlight)				
Touch	Resistive 5-wire	V				
	Projected Capacitive	-				
System	Processor	Intel® Core™ i5-6300U Processor (3M Cache, up to 3.00 GHz)				
	Chipset	SOC				
	BIOS	AMI 8 Mbit SPI BIOS				
	Memory	1x DDR4 260-pin SO-DIMM Socket, Support up to 16 GB				
	Graphics	Integrated Intel® HD Graphics, Support Three Independent Display				
	Audio	Realtek ALC888-GR, High Definition Audio				
I/O Interface	Vedio Output	1x VGA connector, 1x DVI Connector				
	CDS	1x CPCI Connector				
	LAN	2x GbE LAN (Support Wake On Lan, Teaming, Jumbo frame, IEEE 1588v2, PXE), RJ45 GbE1: Intel I219LM, GbE2: Intel I210AT				
	PoE+	Optional CFM POE Module, IEEE 802.3at POE+ PSE for GbE1~GbE2				
	Serial Port	6x RS-232/422/485 with Auto Flow Control (Support 5V/12V), DB9				
	USB	4x USB 3.0, Type-A, 1x USB 2.0, Type-A				
	Optical Isolated DIO	16x Optical Isolated DIO(8DI, 8DO)				
	Audio	1x Line-Out, 1x Mic-In				
	Power on/off switch	1x ATX Power On/Off Switch				
	Reset Button	1x Reset Button				
	AT/ATX Switch	1x AT/ATX Mode Switch				
	Remote Power On/Off Connector	1x Remote Power On/Off Connector, 2-pin Terminal Block				
	External FAN Connector	1x 4-pin Terminal Block				
	Storage	SSD/HDD	2x 2.5" SATA HDD/SSD Bay, Support RAID 0/1 (Gen3) One Internal, One Hot-swappable Front Accessible			
		mSATA	2x mSATA (Shared by Mini-PCIe Socket) (Gen2)			
CFast		1x CFast				
Expansion	CFM (Control Function Module) Interface	2x CFM Interface for CFM Modules				
	PCI/PCIe	-	1x PCI/PCIe Expansion slots Optional Riser Card · 1x PCI · 1x PCIe4	· 1x PCIe4	· 1x PCI	
	Mini PCI Express	2x Full-size Mini-PCIe Sockets				
	Universal I/O Bracket	1x Universal I/O Bracket				
	SIM Socket	1x SIM Socket				
	Antenna Holes	4x Antenna Holes				
	Instant Reboot	Support Instant Reboot Technology (0.2 sec)				
	Super Cap	Super Cap Integrated for CMOS Battery-free Operation				
Other	Watchdog Timer	Software Programmable Supports 1~255 sec. System Reset (With Optional CFM Module)				
	Power Ignition Sensing	· Power Ignition Sensing (IGN) Function, 12V/24V Selectable				
	OSD Function	LCD On/Off, Brightness Up, Brightness Down (For CDS Display Module)				
	Internal Speaker	AMP 2W + 2W				
Power Requirement	Power Type	Support AT/ATX Power Type				
	Power Input Voltage	Power Input Voltage 9~48VDC				
	Connector	3-pin Terminal Block				
Physical	Power Adapter	Optional AC/DC Adapter: AC/DC 12V/5A, 60W or AC/DC 24V/5A, 120W				
	Dimension (WxHxD)	550 x 330.5 x 88.5 mm	550 x 330.5 x 106.5 mm	550 x 330.5 x 106.5 mm	550 x 330.5 x 106.5 mm	
	Weight Information	8.48 kg	8.74 kg	8.74 kg	8.74 kg	
	Mechanical Construction	Extruded Aluminum with Heavy Duty Metal				
	Mounting	Wall, VESA 75/100, CDS Mount				
	Rugged Design Features	Fanless, Jumperless				
Protection	Reverse Power Input Protection	Yes				
	Over Voltage / Current Protection	58V / 15A				
	ESD Protection	+/-15kV(Air), +/-8kV(Contact)				
	Surge	3KW				
Operating System	Windows	Windows 10 / 8.1 / 7				
Environment	Operating Temperature	0°C to 60°C (With extended temperature peripherals; Ambient with air flow According to IEC60068-2-1, IEC60068-2-2, IEC60068-2-14)				
	Storage Temperature	-20°C to 60°C				
	Relative Humidity	80% RH @ 50°C (Non-Condensing)				
	EMC	CE, FCC Class A				

Model Name		CV-W121/P2002				
Model No.		CV-W121C-R10/P2002-i5-R10	CV-W121C-R10/P2002E-i5-R10	CV-W121C-R10/P2002E-i5-E4-R10	CV-W121C-R10/P2002E-i5-PI-R10	
Display	LCD Size	21.5" (16:9)				
	Max. Resolution	1920 x 1080				
	Brightness (cd/m2)	300				
	Contrast Ratio	5000 : 1				
	LCD Color	16.7M				
	Pixel Pitch (mm)	0.24825 (H) x 0.24825 (V)				
	Viewing Angle (H-V)	178 / 178				
	Backlight MTBF	50000 hrs (LED Backlight)				
Touch	Resistive 5-wire	-				
	Projected Capacitive	V				
System	Processor	Intel® Core™ i5-6300U Processor (3M Cache, up to 3.00 GHz)				
	Chipset	SOC				
	BIOS	AMI 8 Mbit SPI BIOS				
	Memory	1x DDR4 260-pin SO-DIMM Socket, Support up to 16 GB				
	Graphics	Integrated Intel® HD Graphics, Support Three Independent Display				
	Audio	Realtek ALC888-GR, High Definition Audio				
I/O Interface	Vedio Output	1x VGA connector, 1x DVI Connector				
	CDS	1x CPCI Connector				
	LAN	2x GbE LAN (Support Wake On Lan, Teaming, Jumbo frame, IEEE 1588v2, PXE), RJ45 GbE1: Intel I219LM, GbE2: Intel I210AT				
	PoE+	Optional CFM POE Module, IEEE 802.3at POE+ PSE for GbE1~GbE2				
	Serial Port	6x RS-232/422/485 with Auto Flow Control (Support 5V/12V), DB9				
	USB	4x USB 3.0, Type-A, 1x USB 2.0, Type-A				
	Optical Isolated DIO	16x Optical Isolated DIO(8DI, 8DO)				
	Audio	1x Line-Out, 1x Mic-In				
	Power on/off switch	1x ATX Power On/Off Switch				
	Reset Button	1x Reset Button				
	AT/ATX Switch	1x AT/ATX Mode Switch				
	Remote Power On/Off Connector	1x Remote Power On/Off Connector, 2-pin Terminal Block				
	External FAN Connector	1x 4-pin Terminal Block				
	Storage	SSD/HDD	2x 2.5" SATA HDD/SSD Bay, Support RAID 0/1 (Gen3) One Internal, One Hot-swappable Front Accessible			
		mSATA	2x mSATA (Shared by Mini-PCIe Socket) (Gen2)			
CFast		1x CFast				
Expansion	CFM (Control Function Module) Interface	2x CFM Interface for CFM Modules				
	PCI/PCIe	-	1x PCI/PCIe Expansion slots Optional Riser Card · 1x PCI · 1x PCIe4	· 1x PCIe4	· 1x PCI	
	Mini PCI Express	2x Full-size Mini-PCIe Sockets				
	Universal I/O Bracket	1x Universal I/O Bracket				
	SIM Socket	1x SIM Socket				
	Antenna Holes	4x Antenna Holes				
	Instant Reboot	Support Instant Reboot Technology (0.2 sec)				
	Super Cap	Super Cap Integrated for CMOS Battery-free Operation				
Other	Watchdog Timer	Software Programmable Supports 1~255 sec. System Reset (With Optional CFM Module)				
	Power Ignition Sensing	· Power Ignition Sensing (IGN) Function, 12V/24V Selectable				
	OSD Function	LCD On/Off, Brightness Up, Brightness Down (For CDS Display Module)				
	Internal Speaker	AMP 2W + 2W				
Power Requirement	Power Type	Support AT/ATX Power Type				
	Power Input Voltage	Power Input Voltage 9~48VDC				
	Connector	3-pin Terminal Block				
Physical	Power Adapter	Optional AC/DC Adapter: AC/DC 12V/5A, 60W or AC/DC 24V/5A, 120W				
	Dimension (WxHxD)	550 x 330.5 x 88.5 mm	550 x 330.5 x 106.5 mm	550 x 330.5 x 106.5 mm	550 x 330.5 x 106.5 mm	
	Weight Information	8.48 kg	8.74 kg	8.74 kg	8.74 kg	
	Mechanical Construction	Extruded Aluminum with Heavy Duty Metal				
	Mounting	Wall, VESA 75/100, CDS Mount				
	Rugged Design Features	Fanless, Jumperless				
Protection	Reverse Power Input Protection	Yes				
	Over Voltage / Current Protection	58V / 15A				
	ESD Protection	+/-15kV(Air), +/-8kV(Contact)				
	Surge	3KW				
Operating System	Windows	Windows 10 / 8.1 / 7				
Environment	Operating Temperature	0°C to 60°C (With extended temperature peripherals; Ambient with air flow According to IEC60068-2-1, IEC60068-2-2, IEC60068-2-14)				
	Storage Temperature	-20°C to 60°C				
	Relative Humidity	80% RH @ 50°C (Non-Condensing)				
	EMC	CE, FCC Class A				

Rugged Embedded Computer

Convertible Embedded System

Industrial Panel PC

Industrial Touch Monitor

Accessory

Industrial Panel PC Selection Guide



Model Name		CV-108/P1001	
Model No.		CV-108R-R10/P1001-R10	CV-108R-R10/P1001E-R10
Display	LCD Size	8.4" (4:3)	
	Max. Resolution	800 x 600	
	Brightness (cd/m2)	400	
	Contrast Ratio	600 : 1	
	LCD Color	262K	
	Pixel Pitch (mm)	0.213 (H) x 0.213 (V)	
	Viewing Angle (H-V)	150 / 130	
Touch	Backlight MTBF	30000 hrs (LED Backlight)	
	Resistive 5-wire	V	
System	Projected Capacitive	-	
	Processor	Intel Atom® Processor E3845 (2M Cache, 1.91 GHz, 10W TDP)	
	Chipset	SOC	
	BIOS	AMI 64Mbit SPI BIOS	
	Memory	1x DDR3L 204-pin SO-DIMM Socket, Support up to 8 GB	
	Graphics	Integrated Intel® HD Graphics, Support Dual Independent Display	
	Audio	Realtek ALC888-GR, High Definition Audio	
I/O Interface	Vedio Output	1x VGA connector, 1x DisplayPort Connector	
	CDS	1x CPCI Connector	
	LAN	2x GbE LAN (Support Wake On Lan, Teaming, Jumbo frame, IEEE 1588v2, PXE), RJ45 GbE1: Intel I219LM, GbE2: Intel I210AT	
	PoE+	-	
	Serial Port	2x RS-232/422/485 with Auto Flow Control (Support 5V/12V), DB9	
	USB	1x USB 3.0, Type-A, 3x USB 2.0, Type-A	
	Optical Isolated DIO	8x Optical Isolated DIO(4DI, 4DO)	
	Audio	1x Line-Out, 1x Mic-In	
	Power on/off switch	1x ATX Power On/Off Switch	
	Reset Button	1x Reset Button	
	AT/ATX Switch	1x AT/ATX Mode Switch	
	Storage	SSD/HDD	1x Internal SATA port for 2.5" HDD/SSD
mSATA		-	
CFast		1x CFast	
Expansion	CFM (Control Function Module) Interface	-	
	PCI/PCIe	-	
	Mini PCI Express	1x Full-size Mini-PCIe Sockets Supports Wireless & I/O Expansion	
	Universal I/O Bracket	-	2x Universal I/O Bracket
	SIM Socket	1x SIM Socket	
	Antenna Holes	2x Antenna Holes	
Other	Instant Reboot	Support Instant Reboot Technology (0.2 sec)	
	Super Cap	-	
	Watchdog Timer	Software Programmable Supports 1~255 sec. System Reset	
	Power Ignition Sensing	-	
	OSD Function	LCD On/Off, Brightness Up, Brightness Down (For CDS Display Module)	
	Internal Speaker	AMP 2W + 2W	
Power Requirement	Power Type	Support AT/ATX Power Type	
	Power Input Voltage	Power Input Voltage 9~48VDC	
	Connector	3-pin Terminal Block	
	Power Adapter	Optional AC/DC Adapter: AC/DC 12V/5A, 60W	
Physical	Dimension (WxHxD)	262 x 186.2 x 65 mm	262 x 186.2 x 87.5 mm
	Weight Information	2.96 kg	3.16 kg
	Mechanical Construction	Extruded Aluminum with Heavy Duty Metal	
	Mounting	Panel/ Wall/Arm/ VESA Mounting	
Protection	Rugged Design Features	Fanless, Jumperless	
	Reverse Power Input Protection	Yes	
	Over Voltage / Current Protection	58V / 20A	
	ESD Protection	+/-8kV(Air), +/-4kV(Contact)	
Operating System	Surge	3KW	
	Windows	Windows 10 / 8.1 / 7	
Environment	Operating Temperature	-20°C to 70°C (With extended temperature peripherals; Ambient with air flow According to IEC60068-2-1, IEC60068-2-2, IEC60068-2-14)	
	Storage Temperature	-30°C to 80°C	
	Relative Humidity	90% RH @ 60°C (Non-Condensing)	
	EMC	CE, FCC Class A	

Model Name		CV-110/P1001			
Model No.		CV-110R-R10/P1001-R10	CV-110R-R10/P1001E-R10	CV-110C-R10/P1001-R10	CV-110C-R10/P1001E-R10
Display	LCD Size	10.4" (4:3)			
	Max. Resolution	800 x 600			
	Brightness (cd/m2)	400			
	Contrast Ratio	700 : 1			
	LCD Color	16.2M			
	Pixel Pitch (mm)	0.264 (H) x 0.264 (V)			
	Viewing Angle (H-V)	160 / 130			
Touch	Backlight MTBF	70000 hrs (LED Backlight)			
	Resistive 5-wire	V			
System	Projected Capacitive	-			
	Processor	Intel Atom® Processor E3845 (2M Cache, 1.91 GHz, 10W TDP)			
	Chipset	SOC			
	BIOS	AMI 64Mbit SPI BIOS			
	Memory	1x DDR3L 204-pin SO-DIMM Socket, Support up to 8 GB			
	Graphics	Integrated Intel® HD Graphics, Support Dual Independent Display			
	Audio	Realtek ALC888-GR, High Definition Audio			
I/O Interface	Vedio Output	1x VGA connector, 1x DisplayPort Connector			
	CDS	1x CPCI Connector			
	LAN	2x GbE LAN (Support Wake On Lan, Teaming, Jumbo frame, IEEE 1588v2, PXE), RJ45 GbE1: Intel I219LM, GbE2: Intel I210AT			
	PoE+	-			
	Serial Port	2x RS-232/422/485 with Auto Flow Control (Support 5V/12V), DB9			
	USB	1x USB 3.0, Type-A, 3x USB 2.0, Type-A			
	Optical Isolated DIO	8x Optical Isolated DIO(4DI, 4DO)			
	Audio	1x Line-Out, 1x Mic-In			
	Power on/off switch	1x ATX Power On/Off Switch			
	Reset Button	1x Reset Button			
	AT/ATX Switch	1x AT/ATX Mode Switch			
	Storage	SSD/HDD	1x Internal SATA port for 2.5" HDD/SSD		
mSATA		-			
CFast		1x CFast			
Expansion	CFM (Control Function Module) Interface	-			
	PCI/PCIe	-			
	Mini PCI Express	1x Full-size Mini-PCIe Sockets Supports Wireless & I/O Expansion			
	Universal I/O Bracket	-	2x Universal I/O Bracket	-	2x Universal I/O Bracket
	SIM Socket	1x SIM Socket			
	Antenna Holes	2x Antenna Holes			
Other	Instant Reboot	Support Instant Reboot Technology (0.2 sec)			
	Super Cap	-			
	Watchdog Timer	Software Programmable Supports 1~255 sec. System Reset			
	Power Ignition Sensing	-			
	OSD Function	LCD On/Off, Brightness Up, Brightness Down (For CDS Display Module)			
	Internal Speaker	AMP 2W + 2W			
Power Requirement	Power Type	Support AT/ATX Power Type			
	Power Input Voltage	Power Input Voltage 9~48VDC			
	Connector	3-pin Terminal Block			
	Power Adapter	Optional AC/DC Adapter: AC/DC 12V/5A, 60W			
Physical	Dimension (WxHxD)	295 x 227.3 x 65 mm	295 x 227.3 x 87.5 mm	295 x 227.3 x 65 mm	295 x 227.3 x 87.5 mm
	Weight Information	3.58 kg	3.78 kg	3.58 kg	3.78 kg
	Mechanical Construction	Extruded Aluminum with Heavy Duty Metal			
	Mounting	Panel/ Wall/Arm/ VESA Mounting			
Protection	Rugged Design Features	Fanless, Jumperless			
	Reverse Power Input Protection	Yes			
	Over Voltage / Current Protection	58V / 20A			
	ESD Protection	+/-8kV(Air), +/-4kV(Contact)			
Operating System	Surge	3KW			
	Windows	Windows 10 / 8.1 / 7			
Environment	Operating Temperature	-20°C to 70°C (With extended temperature peripherals; Ambient with air flow According to IEC60068-2-1, IEC60068-2-2, IEC60068-2-14)			
	Storage Temperature	-30°C to 80°C			
	Relative Humidity	90% RH @ 40°C (Non-Condensing)			
	EMC	CE, FCC Class A			

Rugged Embedded Computer

Convertible Embedded System

Industrial Panel PC

Industrial Touch Monitor

Accessory

Industrial Panel PC Selection Guide



Model Name		CV-110H/P1001			
Model No.		CV-110HR-R10/P1001-R10	CV-110HR-R10/P1001E-R10	CV-110HC-R10/P1001-R10	CV-110HC-R10/P1001E-R10
Display	LCD Size	10.4" (4:3)			
	Max. Resolution	1024 x 768			
	Brightness (cd/m2)	400			
	Contrast Ratio	1400:1			
	LCD Color	16.2M			
	Pixel Pitch (mm)	0.2055 (H) x 0.2055 (V)			
	Viewing Angle (H-V)	178 / 178			
	Backlight MTBF	50000 hrs (LED Backlight)			
Touch	Resistive 5-wire	-			
	Projected Capacitive	V			
System	Processor	Intel Atom® Processor E3845 (2M Cache, 1.91 GHz, 10W TDP)			
	Chipset	SOC			
	BIOS	AMI 64Mbit SPI BIOS			
	Memory	1x DDR3L 204-pin SO-DIMM Socket, Support up to 8 GB			
	Graphics	Integrated Intel® HD Graphics, Support Dual Independent Display			
	Audio	Realtek ALC888-GR, High Definition Audio			
I/O Interface	Vedio Output	1x VGA connector, 1x DisplayPort Connector			
	CDS	1x CPCI Connector			
	LAN	2x GbE LAN (Support Wake On Lan, Teaming, Jumbo frame, IEEE 1588v2, PXE), RJ45 GbE1: Intel I219LM, GbE2: Intel I210AT			
	PoE+	-			
	Serial Port	2x RS-232/422/485 with Auto Flow Control (Support 5V/12V), DB9			
	USB	1x USB 3.0, Type-A, 3x USB 2.0, Type-A			
	Optical Isolated DIO	8x Optical Isolated DIO(4DI, 4DO)			
	Audio	1x Line-Out, 1x Mic-In			
	Power on/off switch	1x ATX Power On/Off Switch			
	Reset Button	1x Reset Button			
	AT/ATX Switch	1x AT/ATX Mode Switch			
	Storage	SSD/HDD	1x Internal SATA port for 2.5" HDD/SSD		
mSATA		-			
CFast		1x CFast			
Expansion	CFM (Control Function Module) Interface	-			
	PCI/PCIe	-			
	Mini PCI Express	1x Full-size Mini-PCIe Sockets Supports Wireless & I/O Expansion			
	Universal I/O Bracket	-	2x Universal I/O Bracket	-	2x Universal I/O Bracket
	SIM Socket	1x SIM Socket			
	Antenna Holes	2x Antenna Holes			
Other	Instant Reboot	Support Instant Reboot Technology (0.2 sec)			
	Super Cap	-			
	Watchdog Timer	Software Programmable Supports 1~255 sec. System Reset			
	Power Ignition Sensing	-			
	OSD Function	LCD On/Off, Brightness Up, Brightness Down (For CDS Display Module)			
	Internal Speaker	AMP 2W + 2W			
Power Requirement	Power Type	-			
	Power Input Voltage	Power Input Voltage 9~48VDC			
	Connector	3-pin Terminal Block			
	Power Adapter	Optional AC/DC Adapter: AC/DC 12V/5A, 60W			
Physical	Dimension (WxHxD)	295 x 227.3 x 65 mm	295 x 227.3 x 87.5 mm	295 x 227.3 x 65 mm	295 x 227.3 x 87.5 mm
	Weight Information	3.58 kg	3.78 kg	3.58 kg	3.78 kg
	Mechanical Construction	Extruded Aluminum with Heavy Duty Metal			
	Mounting	Panel/ Wall/Arm/ VESA Mounting			
	Rugged Design Features	Fanless, Jumperless			
Protection	Reverse Power Input Protection	Yes			
	Over Voltage / Current Protection	58V / 20A			
	ESD Protection	+/-8kV(Air), +/-4kV(Contact)			
	Surge	3KW			
Operating System	Windows	Windows 10 / 8.1 / 7			
Environment	Operating Temperature	-20°C to 70°C (With extended temperature peripherals; Ambient with air flow According to IEC60068-2-1, IEC60068-2-2, IEC60068-2-14)			
	Storage Temperature	-30°C to 80°C			
	Relative Humidity	90% RH @ 40°C (Non-Condensing)			
	EMC	CE, FCC Class A			

Model Name		CV-112/P1001			
Model No.		CV-112R-R10/P1001-R10	CV-112R-R10/P1001E-R10	CV-112C-R10/P1001-R10	CV-112C-R10/P1001E-R10
Display	LCD Size	12.1" (4:3)			
	Max. Resolution	800 x 600			
	Brightness (cd/m2)	450			
	Contrast Ratio	800:1			
	LCD Color	262K			
	Pixel Pitch (mm)	0.3075 (H) x 0.3075 (V)			
	Viewing Angle (H-V)	160 / 140			
	Backlight MTBF	50000 hrs (LED Backlight)			
Touch	Resistive 5-wire	-			
	Projected Capacitive	V			
System	Processor	Intel Atom® Processor E3845 (2M Cache, 1.91 GHz, 10W TDP)			
	Chipset	SOC			
	BIOS	AMI 64Mbit SPI BIOS			
	Memory	1x DDR3L 204-pin SO-DIMM Socket, Support up to 8 GB			
	Graphics	Integrated Intel® HD Graphics, Support Dual Independent Display			
	Audio	Realtek ALC888-GR, High Definition Audio			
I/O Interface	Vedio Output	1x VGA connector, 1x DisplayPort Connector			
	CDS	1x CPCI Connector			
	LAN	2x GbE LAN (Support Wake On Lan, Teaming, Jumbo frame, IEEE 1588v2, PXE), RJ45 GbE1: Intel I219LM, GbE2: Intel I210AT			
	PoE+	-			
	Serial Port	2x RS-232/422/485 with Auto Flow Control (Support 5V/12V), DB9			
	USB	1x USB 3.0, Type-A, 3x USB 2.0, Type-A			
	Optical Isolated DIO	8x Optical Isolated DIO(4DI, 4DO)			
	Audio	1x Line-Out, 1x Mic-In			
	Power on/off switch	1x ATX Power On/Off Switch			
	Reset Button	1x Reset Button			
	AT/ATX Switch	1x AT/ATX Mode Switch			
	Storage	SSD/HDD	1x Internal SATA port for 2.5" HDD/SSD		
mSATA		-			
CFast		1x CFast			
Expansion	CFM (Control Function Module) Interface	-			
	PCI/PCIe	-			
	Mini PCI Express	1x Full-size Mini-PCIe Sockets Supports Wireless & I/O Expansion			
	Universal I/O Bracket	-	2x Universal I/O Bracket	-	2x Universal I/O Bracket
	SIM Socket	1x SIM Socket			
	Antenna Holes	2x Antenna Holes			
Other	Instant Reboot	Support Instant Reboot Technology (0.2 sec)			
	Super Cap	-			
	Watchdog Timer	Software Programmable Supports 1~255 sec. System Reset			
	Power Ignition Sensing	-			
	OSD Function	LCD On/Off, Brightness Up, Brightness Down (For CDS Display Module)			
	Internal Speaker	AMP 2W + 2W			
Power Requirement	Power Type	-			
	Power Input Voltage	Power Input Voltage 9~48VDC			
	Connector	3-pin Terminal Block			
	Power Adapter	Optional AC/DC Adapter: AC/DC 12V/5A, 60W			
Physical	Dimension (WxHxD)	345 x 265.3 x 65.5 mm	345 x 265.3 x 88 mm	345 x 265.3 x 65.5 mm	345 x 265.3 x 88 mm
	Weight Information	4.5 kg	4.7 kg	4.5 kg	4.7 kg
	Mechanical Construction	Extruded Aluminum with Heavy Duty Metal			
	Mounting	Panel/ Wall/Arm/ VESA Mounting			
	Rugged Design Features	Fanless, Jumperless			
Protection	Reverse Power Input Protection	Yes			
	Over Voltage / Current Protection	58V / 20A			
	ESD Protection	+/-8kV(Air), +/-4kV(Contact)			
	Surge	3KW			
Operating System	Windows	Windows 10 / 8.1 / 7			
Environment	Operating Temperature	-20°C to 70°C (With extended temperature peripherals; Ambient with air flow According to IEC60068-2-1, IEC60068-2-2, IEC60068-2-14)			
	Storage Temperature	-30°C to 80°C			
	Relative Humidity	90% RH @ 40°C (Non-Condensing)			
	EMC	CE, FCC Class A			

Rugged Embedded Computer

Convertible Embedded System

Industrial Panel PC

Industrial Touch Monitor

Accessory

Industrial Panel PC Selection Guide



Model Name		CV-112/P1001			
Model No.		CV-112HR-R10/P1001-R10	CV-112HR-R10/P1001E-R10	CV-112HC-R10/P1001-R10	CV-112HC-R10/P1001E-R10
Display	LCD Size	12.1" (4:3)			
	Max. Resolution	1024 x 768			
	Brightness (cd/m2)	500			
	Contrast Ratio	700:1			
	LCD Color	16.2M			
	Pixel Pitch (mm)	0.24 (H) x 0.24 (V)			
	Viewing Angle (H-V)	160 / 160			
	Backlight MTBF	30000 hrs (LED Backlight)			
Touch	Resistive 5-wire	-			
	Projected Capacitive	V			
System	Processor	Intel Atom® Processor E3845 (2M Cache, 1.91 GHz, 10W TDP)			
	Chipset	SOC			
	BIOS	AMI 64Mbit SPI BIOS			
	Memory	1x DDR3L 204-pin SO-DIMM Socket, Support up to 8 GB			
	Graphics	Integrated Intel® HD Graphics, Support Dual Independent Display			
	Audio	Realtek ALC888-GR, High Definition Audio			
I/O Interface	Vedio Output	1x VGA connector, 1x DisplayPort Connector			
	CDS	1x CPCI Connector			
	LAN	2x GbE LAN (Support Wake On Lan, Teaming, Jumbo frame, IEEE 1588v2, PXE), RJ45 GbE1: Intel I219LM, GbE2: Intel I210AT			
	PoE+	-			
	Serial Port	2x RS-232/422/485 with Auto Flow Control (Support 5V/12V), DB9			
	USB	1x USB 3.0, Type-A, 3x USB 2.0, Type-A			
	Optical Isolated DIO	8x Optical Isolated DIO(4DI, 4DO)			
	Audio	1x Line-Out, 1x Mic-In			
	Power on/off switch	1x ATX Power On/Off Switch			
	Reset Button	1x Reset Button			
	AT/ATX Switch	1x AT/ATX Mode Switch			
	Storage	SSD/HDD	1x Internal SATA port for 2.5" HDD/SSD		
mSATA		-			
CFast		1x CFast			
Expansion	CFM (Control Function Module) Interface	-			
	PCI/PCIe	-			
	Mini PCI Express	1x Full-size Mini-PCIe Sockets Supports Wireless & I/O Expansion			
	Universal I/O Bracket	-	2x Universal I/O Bracket	-	2x Universal I/O Bracket
	SIM Socket	1x SIM Socket			
	Antenna Holes	2x Antenna Holes			
Other	Instant Reboot	Support Instant Reboot Technology (0.2 sec)			
	Super Cap	-			
	Watchdog Timer	Software Programmable Supports 1~255 sec. System Reset			
	Power Ignition Sensing	-			
	OSD Function	LCD On/Off, Brightness Up, Brightness Down (For CDS Display Module)			
	Internal Speaker	AMP 2W + 2W			
Power Requirement	Power Type	-			
	Power Input Voltage	Power Input Voltage 9~48VDC			
	Connector	3-pin Terminal Block			
	Power Adapter	Optional AC/DC Adapter: AC/DC 12V/5A, 60W			
Physical	Dimension (WxHxD)	345 x 265.3 x 65.5 mm	345 x 265.3 x 88 mm	345 x 265.3 x 65.5 mm	345 x 265.3 x 88 mm
	Weight Information	4.5 kg	4.7 kg	4.5 kg	4.7 kg
	Mechanical Construction	Extruded Aluminum with Heavy Duty Metal			
	Mounting	Panel/ Wall/Arm/ VESA Mounting			
	Rugged Design Features	Fanless, Jumperless			
Protection	Reverse Power Input Protection	Yes			
	Over Voltage / Current Protection	58V / 20A			
	ESD Protection	+/-8kV(Air), +/-4kV(Contact)			
	Surge	3KW			
Operating System	Windows	Windows 10 / 8.1 / 7			
Environment	Operating Temperature	-20°C to 70°C (With extended temperature peripherals; Ambient with air flow According to IEC60068-2-1, IEC60068-2-2, IEC60068-2-14)			
	Storage Temperature	-30°C to 80°C			
	Relative Humidity	90% RH @ 40°C (Non-Condensing)			
	EMC	CE, FCC Class A			

Model Name		CV-115/P1001			
Model No.		CV-115R-R10/P1001-R10	CV-115R-R10/P1001E-R10	CV-115C-R10/P1001-R10	CV-115C-R10/P1001E-R10
Display	LCD Size	15" (4:3)			
	Max. Resolution	1024 x 768			
	Brightness (cd/m2)	350			
	Contrast Ratio	700:1			
	LCD Color	16.2M			
	Pixel Pitch (mm)	0.297 (H) x 0.297 (V)			
	Viewing Angle (H-V)	170 / 160			
	Backlight MTBF	50000 hrs (LED Backlight)			
Touch	Resistive 5-wire	-			
	Projected Capacitive	V			
System	Processor	Intel Atom® Processor E3845 (2M Cache, 1.91 GHz, 10W TDP)			
	Chipset	SOC			
	BIOS	AMI 64Mbit SPI BIOS			
	Memory	1x DDR3L 204-pin SO-DIMM Socket, Support up to 8 GB			
	Graphics	Integrated Intel® HD Graphics, Support Dual Independent Display			
	Audio	Realtek ALC888-GR, High Definition Audio			
I/O Interface	Vedio Output	1x VGA connector, 1x DisplayPort Connector			
	CDS	1x CPCI Connector			
	LAN	2x GbE LAN (Support Wake On Lan, Teaming, Jumbo frame, IEEE 1588v2, PXE), RJ45 GbE1: Intel I219LM, GbE2: Intel I210AT			
	PoE+	-			
	Serial Port	2x RS-232/422/485 with Auto Flow Control (Support 5V/12V), DB9			
	USB	1x USB 3.0, Type-A, 3x USB 2.0, Type-A			
	Optical Isolated DIO	8x Optical Isolated DIO(4DI, 4DO)			
	Audio	1x Line-Out, 1x Mic-In			
	Power on/off switch	1x ATX Power On/Off Switch			
	Reset Button	1x Reset Button			
	AT/ATX Switch	1x AT/ATX Mode Switch			
	Storage	SSD/HDD	1x Internal SATA port for 2.5" HDD/SSD		
mSATA		-			
CFast		1x CFast			
Expansion	CFM (Control Function Module) Interface	-			
	PCI/PCIe	-			
	Mini PCI Express	1x Full-size Mini-PCIe Sockets Supports Wireless & I/O Expansion			
	Universal I/O Bracket	-	2x Universal I/O Bracket	-	2x Universal I/O Bracket
	SIM Socket	1x SIM Socket			
	Antenna Holes	2x Antenna Holes			
Other	Instant Reboot	Support Instant Reboot Technology (0.2 sec)			
	Super Cap	-			
	Watchdog Timer	Software Programmable Supports 1~255 sec. System Reset			
	Power Ignition Sensing	-			
	OSD Function	LCD On/Off, Brightness Up, Brightness Down (For CDS Display Module)			
	Internal Speaker	AMP 2W + 2W			
Power Requirement	Power Type	-			
	Power Input Voltage	Power Input Voltage 9~48VDC			
	Connector	3-pin Terminal Block			
	Power Adapter	Optional AC/DC Adapter: AC/DC 12V/5A, 60W			
Physical	Dimension (WxHxD)	408 x 312.4 x 68 mm	408 x 312.4 x 90.5 mm	408 x 312.4 x 68 mm	408 x 312.4 x 90.5 mm
	Weight Information	5.7 kg	5.9 kg	5.7 kg	5.9 kg
	Mechanical Construction	Extruded Aluminum with Heavy Duty Metal			
	Mounting	Panel/ Wall/Arm/ VESA Mounting			
	Rugged Design Features	Fanless, Jumperless			
Protection	Reverse Power Input Protection	Yes			
	Over Voltage / Current Protection	58V / 20A			
	ESD Protection	+/-8kV(Air), +/-4kV(Contact)			
	Surge	3KW			
Operating System	Windows	Windows 10 / 8.1 / 7			
Environment	Operating Temperature	0°C to 60°C (With extended temperature peripherals; Ambient with air flow According to IEC60068-2-1, IEC60068-2-2, IEC60068-2-14)			
	Storage Temperature	-20°C to 65°C			
	Relative Humidity	80% RH @ 50°C (Non-Condensing)			
	EMC	CE, FCC Class A			

Rugged Embedded Computer


Convertible Embedded System

Industrial Panel PC

Industrial Touch Monitor

Accessory

Industrial Panel PC Selection Guide



Model Name		CV-W115/P1001			
Model No.		CV-W115R-R10/P1001-R10	CV-W115R-R10/P1001E-R10	CV-W115C-R10/P1001-R10	CV-W115C-R10/P1001E-R10
Display	LCD Size	15.6" (16:9)			
	Max. Resolution	1366 X 768			
	Brightness (cd/m2)	400			
	Contrast Ratio	500:1			
	LCD Color	16.2M			
	Pixel Pitch (mm)	0.252 (H) x 0.252 (V)			
	Viewing Angle (H-V)	170 / 160			
	Backlight MTBF	50000 hrs (LED Backlight)			
Touch	Resistive 5-wire	-			
	Projected Capacitive	V			
System	Processor	Intel Atom® Processor E3845 (2M Cache, 1.91 GHz, 10W TDP)			
	Chipset	SOC			
	BIOS	AMI 64Mbit SPI BIOS			
	Memory	1x DDR3L 204-pin SO-DIMM Socket, Support up to 8 GB			
	Graphics	Integrated Intel® HD Graphics, Support Dual Independent Display			
	Audio	Realtek ALC888-GR, High Definition Audio			
I/O Interface	Vedio Output	1x VGA connector, 1x DisplayPort Connector			
	CDS	1x CPCI Connector			
	LAN	2x GbE LAN (Support Wake On Lan, Teaming, Jumbo frame, IEEE 1588v2, PXE), RJ45 GbE1: Intel I219LM, GbE2: Intel I210AT			
	PoE+	-			
	Serial Port	2x RS-232/422/485 with Auto Flow Control (Support 5V/12V), DB9			
	USB	1x USB 3.0, Type-A, 3x USB 2.0, Type-A			
	Optical Isolated DIO	8x Optical Isolated DIO(4DI, 4DO)			
	Audio	1x Line-Out, 1x Mic-In			
	Power on/off switch	1x ATX Power On/Off Switch			
	Reset Button	1x Reset Button			
	AT/ATX Switch	1x AT/ATX Mode Switch			
	Storage	SSD/HDD	1x Internal SATA port for 2.5" HDD/SSD		
mSATA		-			
CFast		1x CFast			
Expansion	CFM (Control Function Module) Interface	-			
	PCI/PCIe	-			
	Mini PCI Express	1x Full-size Mini-PCIe Sockets Supports Wireless & I/O Expansion			
	Universal I/O Bracket	-	2x Universal I/O Bracket	-	2x Universal I/O Bracket
	SIM Socket	1x SIM Socket			
	Antenna Holes	2x Antenna Holes			
Other	Instant Reboot	Support Instant Reboot Technology (0.2 sec)			
	Super Cap	-			
	Watchdog Timer	Software Programmable Supports 1~255 sec. System Reset			
	Power Ignition Sensing	-			
	OSD Function	LCD On/Off, Brightness Up, Brightness Down (For CDS Display Module)			
	Internal Speaker	AMP 2W + 2W			
Power Requirement	Power Type	-			
	Power Input Voltage	Power Input Voltage 9~48VDC			
	Connector	3-pin Terminal Block			
	Power Adapter	Optional AC/DC Adapter: AC/DC 12V/5A, 60W			
Physical	Dimension (WxHxD)	420 x 254 x 75 mm	420 x 254 x 97.5 mm	420 x 254 x 75 mm	420 x 254 x 97.5 mm
	Weight Information	5.59 kg	5.79 kg	5.59 kg	5.79 kg
	Mechanical Construction	Extruded Aluminum with Heavy Duty Metal			
	Mounting	Panel/ Wall/Arm/ VESA Mounting			
	Rugged Design Features	Fanless, Jumperless			
Protection	Reverse Power Input Protection	Yes			
	Over Voltage / Current Protection	58V / 20A			
	ESD Protection	+/-8kV(Air), +/-4kV(Contact)			
	Surge	3KW			
Operating System	Windows	Windows 10 / 8.1 / 7			
Environment	Operating Temperature	0°C to 60°C (With extended temperature peripherals; Ambient with air flow According to IEC60068-2-1, IEC60068-2-2, IEC60068-2-14)			
	Storage Temperature	-20°C to 60°C			
	Relative Humidity	80% RH @ 50°C (Non-Condensing)			
	EMC	CE, FCC Class A			

Model Name		CV-117/P1001			
Model No.		CV-117R-R10/P1001-R10	CV-117R-R10/P1001E-R10	CV-117C-R10/P1001-R10	CV-117C-R10/P1001E-R10
Display	LCD Size	17" (5:4)			
	Max. Resolution	1280 x 1024			
	Brightness (cd/m2)	350			
	Contrast Ratio	800:1			
	LCD Color	16.7M			
	Pixel Pitch (mm)	0.264 (H) x 0.264 (V)			
	Viewing Angle (H-V)	160 / 140			
	Backlight MTBF	50000 hrs (LED Backlight)			
Touch	Resistive 5-wire	-			
	Projected Capacitive	V			
System	Processor	Intel Atom® Processor E3845 (2M Cache, 1.91 GHz, 10W TDP)			
	Chipset	SOC			
	BIOS	AMI 64Mbit SPI BIOS			
	Memory	1x DDR3L 204-pin SO-DIMM Socket, Support up to 8 GB			
	Graphics	Integrated Intel® HD Graphics, Support Dual Independent Display			
	Audio	Realtek ALC888-GR, High Definition Audio			
I/O Interface	Vedio Output	1x VGA connector, 1x DisplayPort Connector			
	CDS	1x CPCI Connector			
	LAN	2x GbE LAN (Support Wake On Lan, Teaming, Jumbo frame, IEEE 1588v2, PXE), RJ45 GbE1: Intel I219LM, GbE2: Intel I210AT			
	PoE+	-			
	Serial Port	2x RS-232/422/485 with Auto Flow Control (Support 5V/12V), DB9			
	USB	1x USB 3.0, Type-A, 3x USB 2.0, Type-A			
	Optical Isolated DIO	8x Optical Isolated DIO(4DI, 4DO)			
	Audio	1x Line-Out, 1x Mic-In			
	Power on/off switch	1x ATX Power On/Off Switch			
	Reset Button	1x Reset Button			
	AT/ATX Switch	1x AT/ATX Mode Switch			
	Storage	SSD/HDD	1x Internal SATA port for 2.5" HDD/SSD		
mSATA		-			
CFast		1x CFast			
Expansion	CFM (Control Function Module) Interface	-			
	PCI/PCIe	-			
	Mini PCI Express	1x Full-size Mini-PCIe Sockets Supports Wireless & I/O Expansion			
	Universal I/O Bracket	-	2x Universal I/O Bracket	-	2x Universal I/O Bracket
	SIM Socket	1x SIM Socket			
	Antenna Holes	2x Antenna Holes			
Other	Instant Reboot	Support Instant Reboot Technology (0.2 sec)			
	Super Cap	-			
	Watchdog Timer	Software Programmable Supports 1~255 sec. System Reset			
	Power Ignition Sensing	-			
	OSD Function	LCD On/Off, Brightness Up, Brightness Down (For CDS Display Module)			
	Internal Speaker	AMP 2W + 2W			
Power Requirement	Power Type	-			
	Power Input Voltage	Power Input Voltage 9~48VDC			
	Connector	3-pin Terminal Block			
	Power Adapter	Optional AC/DC Adapter: AC/DC 12V/5A, 60W			
Physical	Dimension (WxHxD)	450 x 350 x 72 mm	450 x 350 x 94.5 mm	450 x 350 x 72 mm	450 x 350 x 94.5 mm
	Weight Information	6.98 kg	7.18 kg	6.98 kg	7.18 kg
	Mechanical Construction	Extruded Aluminum with Heavy Duty Metal			
	Mounting	Panel/ Wall/Arm/ VESA Mounting			
	Rugged Design Features	Fanless, Jumperless			
Protection	Reverse Power Input Protection	Yes			
	Over Voltage / Current Protection	58V / 20A			
	ESD Protection	+/-8kV(Air), +/-4kV(Contact)			
	Surge	3KW			
Operating System	Windows	Windows 10 / 8.1 / 7			
Environment	Operating Temperature	-20°C to 70°C (With extended temperature peripherals; Ambient with air flow According to IEC60068-2-1, IEC60068-2-2, IEC60068-2-14)			
	Storage Temperature	-30°C to 80°C			
	Relative Humidity	80% RH @ 50°C (Non-Condensing)			
	EMC	CE, FCC Class A			

Rugged Embedded Computer


Convertible Embedded System

Industrial Panel PC

Industrial Touch Monitor

Accessory

Industrial Panel PC Selection Guide



Model Name		CV-119/P1001			
Model No.		CV-119R-R10/P1001-R10	CV-119R-R10/P1001E-R10	CV-119C-R10/P1001-R10	CV-119C-R10/P1001E-R10
Display	LCD Size	19" (5:4)			
	Max. Resolution	1280 x 1024			
	Brightness (cd/m2)	350			
	Contrast Ratio	1000:1			
	LCD Color	16.7M			
	Pixel Pitch (mm)	0.294 (H) x 0.294 (V)			
	Viewing Angle (H-V)	170 / 160			
Touch	Backlight MTBF	50000 hrs (LED Backlight)			
	Resistive 5-wire / Projected Capacitive	- / V			
System	Processor	Intel Atom® Processor E3845 (2M Cache, 1.91 GHz, 10W TDP)			
	Chipset	SOC			
	BIOS	AMI 64Mbit SPI BIOS			
	Memory	1x DDR3L 204-pin SO-DIMM Socket, Support up to 8 GB			
	Graphics	Integrated Intel® HD Graphics, Support Dual Independent Display			
	Audio	Realtek ALC888-GR, High Definition Audio			
I/O Interface	Vedio Output	1x VGA connector, 1x DisplayPort Connector			
	CDS	1x CPCI Connector			
	LAN	2x GbE LAN (Support Wake On Lan, Teaming, Jumbo frame, IEEE 1588v2, PXE), RJ45 GbE1: Intel I219LM, GbE2: Intel I210AT			
	PoE+	-			
	Serial Port	2x RS-232/422/485 with Auto Flow Control (Support 5V/12V), DB9			
	USB	1x USB 3.0, Type-A, 3x USB 2.0, Type-A			
	Optical Isolated DIO	8x Optical Isolated DIO(4DI, 4DO)			
	Audio	1x Line-Out, 1x Mic-In			
	Power on/off switch	1x ATX Power On/Off Switch			
	Reset Button	1x Reset Button			
	AT/ATX Switch	1x AT/ATX Mode Switch			
	Storage	SSD/HDD	1x Internal SATA port for 2.5" HDD/SSD		
mSATA		-			
CFast		1x CFast			
Expansion	CFM (Control Function Module) Interface	-			
	PCI/PCIe	-			
	Mini PCI Express	1x Full-size Mini-PCIe Sockets Supports Wireless & I/O Expansion			
	Universal I/O Bracket	-	2x Universal I/O Bracket	-	2x Universal I/O Bracket
	SIM Socket	1x SIM Socket			
	Antenna Holes	2x Antenna Holes			
Other	Instant Reboot	Support Instant Reboot Technology (0.2 sec)			
	Super Cap	-			
	Watchdog Timer	Software Programmable Supports 1~255 sec. System Reset			
	Power Ignition Sensing	-			
	OSD Function	LCD On/Off, Brightness Up, Brightness Down (For CDS Display Module)			
	Internal Speaker	AMP 2W + 2W			
Power Requirement	Power Type	-			
	Power Input Voltage	Power Input Voltage 9~48VDC			
	Connector	3-pin Terminal Block			
	Power Adapter	Optional AC/DC Adapter: AC/DC 12V/5A, 60W			
Physical	Dimension (WxHxD)	510 x 389.3 x 72 mm	510 x 389.3 x 94.5 mm	510 x 389.3 x 72 mm	510 x 389.3 x 94.5 mm
	Weight Information	8.30 kg	8.5 kg	8.30 kg	8.5 kg
	Mechanical Construction	Extruded Aluminum with Heavy Duty Metal			
	Mounting	Panel/ Wall/Arm/ VESA Mounting			
	Rugged Design Features	Fanless, Jumperless			
Protection	Reverse Power Input Protection	Yes			
	Over Voltage / Current Protection	58V / 20A			
	ESD Protection	+/-8kV(Air), +/-4kV(Contact)			
	Surge	3KW			
Operating System	Windows	Windows 10 / 8.1 / 7			
Environment	Operating Temperature	0°C to 50°C (With extended temperature peripherals; Ambient with air flow According to IEC60068-2-1, IEC60068-2-2, IEC60068-2-14)			
	Storage Temperature	-20°C to 60°C			
	Relative Humidity	80% RH @ 50°C (Non-Condensing)			
	EMC	CE, FCC Class A			

Model Name		CV-W121/P1001			
Model No.		CV-W121R-R10/P1001-R10	CV-W121R-R10/P1001E-R10	CV-W121C-R10/P1001-R10	CV-W121C-R10/P1001E-R10
Display	LCD Size	21.5" (16:9)			
	Max. Resolution	1920 x 1080			
	Brightness (cd/m2)	300			
	Contrast Ratio	5000:1			
	LCD Color	16.7M			
	Pixel Pitch (mm)	0.24825 (H) x 0.24825 (V)			
	Viewing Angle (H-V)	178 / 178			
Touch	Backlight MTBF	50000 hrs (LED Backlight)			
	Resistive 5-wire / Projected Capacitive	- / V			
System	Processor	Intel Atom® Processor E3845 (2M Cache, 1.91 GHz, 10W TDP)			
	Chipset	SOC			
	BIOS	AMI 64Mbit SPI BIOS			
	Memory	1x DDR3L 204-pin SO-DIMM Socket, Support up to 8 GB			
	Graphics	Integrated Intel® HD Graphics, Support Dual Independent Display			
	Audio	Realtek ALC888-GR, High Definition Audio			
I/O Interface	Vedio Output	1x VGA connector, 1x DisplayPort Connector			
	CDS	1x CPCI Connector			
	LAN	2x GbE LAN (Support Wake On Lan, Teaming, Jumbo frame, IEEE 1588v2, PXE), RJ45 GbE1: Intel I219LM, GbE2: Intel I210AT			
	PoE+	-			
	Serial Port	2x RS-232/422/485 with Auto Flow Control (Support 5V/12V), DB9			
	USB	1x USB 3.0, Type-A, 3x USB 2.0, Type-A			
	Optical Isolated DIO	8x Optical Isolated DIO(4DI, 4DO)			
	Audio	1x Line-Out, 1x Mic-In			
	Power on/off switch	1x ATX Power On/Off Switch			
	Reset Button	1x Reset Button			
	AT/ATX Switch	1x AT/ATX Mode Switch			
	Storage	SSD/HDD	1x Internal SATA port for 2.5" HDD/SSD		
mSATA		-			
CFast		1x CFast			
Expansion	CFM (Control Function Module) Interface	-			
	PCI/PCIe	-			
	Mini PCI Express	1x Full-size Mini-PCIe Sockets Supports Wireless & I/O Expansion			
	Universal I/O Bracket	-	2x Universal I/O Bracket	-	2x Universal I/O Bracket
	SIM Socket	1x SIM Socket			
	Antenna Holes	2x Antenna Holes			
Other	Instant Reboot	Support Instant Reboot Technology (0.2 sec)			
	Super Cap	-			
	Watchdog Timer	Software Programmable Supports 1~255 sec. System Reset			
	Power Ignition Sensing	-			
	OSD Function	LCD On/Off, Brightness Up, Brightness Down (For CDS Display Module)			
	Internal Speaker	AMP 2W + 2W			
Power Requirement	Power Type	-			
	Power Input Voltage	Power Input Voltage 9~48VDC			
	Connector	3-pin Terminal Block			
	Power Adapter	Optional AC/DC Adapter: AC/DC 12V/5A, 60W			
Physical	Dimension (WxHxD)	550 x 330.5 x 72 mm	550 x 330.5 x 94.5 mm	550 x 330.5 x 72 mm	550 x 330.5 x 94.5 mm
	Weight Information	6.9 kg	7.1 kg	6.9 kg	7.1 kg
	Mechanical Construction	Extruded Aluminum with Heavy Duty Metal			
	Mounting	Panel/ Wall/Arm/ VESA Mounting			
	Rugged Design Features	Fanless, Jumperless			
Protection	Reverse Power Input Protection	Yes			
	Over Voltage / Current Protection	58V / 20A			
	ESD Protection	+/-8kV(Air), +/-4kV(Contact)			
	Surge	3KW			
Operating System	Windows	Windows 10 / 8.1 / 7			
Environment	Operating Temperature	0°C to 60°C (With extended temperature peripherals; Ambient with air flow According to IEC60068-2-1, IEC60068-2-2, IEC60068-2-14)			
	Storage Temperature	-20°C to 60°C			
	Relative Humidity	80% RH @ 50°C (Non-Condensing)			
	EMC	CE, FCC Class A			

Rugged Embedded Computer

Convertible Embedded System

Industrial Panel PC

Industrial Touch Monitor

Accessory

Industrial Panel PC Selection Guide



Model Name		CS-112H/P2002				
Model No.		CS-112HC-R10/P2002-i5-R10	CS-112HC-R10/P2002E-i5-R10	CS-112HC-R10/P2002E-i5-E4-R10	CS-112HC-R10/P2002E-i5-PI-R10	
Display	LCD Size	12.1" (4:3)				
	Max. Resolution	1024 x 768				
	Brightness (cd/m2)	1500				
	Contrast Ratio	700 : 1				
	LCD Color	16.2M				
	Pixel Pitch (mm)	0.24 (H) x 0.24 (V)				
	Viewing Angle (H-V)	160 / 160				
Touch	Backlight MTBF	30000 hrs (LED Backlight)				
	Resistive 5-wire	-				
Touch	Projected Capacitive	V				
	Processor	Intel® Core™ i5-6300U Processor (3M Cache, up to 3.00 GHz)				
System	Chipset	SOC				
	BIOS	AMI 8 Mbit SPI BIOS				
	Memory	1x DDR4 260-pin SO-DIMM Socket, Support up to 16 GB				
	Graphics	Integrated Intel® HD Graphics, Support Dual Independent Display				
	Audio	Realtek ALC888-GR, High Definition Audio				
I/O Interface	Vedio Output	1x VGA connector, 1x DisplayPort Connector				
	CDS	1x CPCI Connector				
	LAN	2x GbE LAN (Support Wake On Lan, Teaming, Jumbo frame, IEEE 1588v2, PXE), RJ45 GbE1: Intel I219LM, GbE2: Intel I210AT				
	PoE+	Optional CFM POE Module IEEE 802.3at POE+ PSE for GbE1~GbE2				
	Serial Port	6x RS-232/422/485 with Auto Flow Control (Support 5V/12V), DB9				
	USB	4x USB 3.0, Type-A, 1x USB 2.0, Type-A				
	Optical Isolated DIO	16x Optical Isolated DIO(8DI, 8DO)				
	Audio	1x Line-Out, 1x Mic-In				
	Power on/off switch	1x ATX Power On/Off Switch				
	Reset Button	1x Reset Button				
	AT/ATX Switch	1x AT/ATX Mode Switch				
	Remote Power On/Off Connector	1x Remote Power On/Off Connector, 2-pin Terminal Block				
	External FAN Connector	1x 4-pin Terminal Block				
	Storage	SSD/HDD	2x 2.5" SATA HDD/SSD Bay, Support RAID 0/1 (Gen3) One Internal, One Hot-swappable Front Accessible			
		mSATA	2x mSATA (Shared by Mini-PCIe Socket) (Gen2)			
CFast		1x CFast				
Expansion	CFM (Control Function Module) Interface	2x CFM Interface for CFM Modules				
	PCI/PCIe	-	1x PCI/PCIe Expansion slots Optional Riser Card · 1x PCI · 1x PCIe4	· 1x PCIe4	· 1x PCI	
	Mini PCI Express	2x Full-size Mini-PCIe Sockets				
	Universal I/O Bracket	1x Universal I/O Bracket				
	SIM Socket	1x SIM Socket				
	Antenna Holes	4x Antenna Holes				
	Other	Instant Reboot	Support Instant Reboot Technology (0.2 sec)			
Super Cap		Super Cap Integrated for CMOS Battery-free Operation				
Watchdog Timer		Software Programmable Supports 1~255 sec. System Reset				
Power Ignition Sensing		(With Optional CFM Module) Power Ignition Sensing (IGN) Function, 12V/24V Selectable				
OSD Function		LCD On/Off, Brightness Up, Brightness Down (For CDS Display Module)				
Power Requirement	Internal Speaker	AMP 2W + 2W				
	Power Type	Support AT/ATX Power Type				
	Power Input Voltage	Power Input Voltage 9~48VDC				
	Connector	3-pin Terminal Block				
Physical	Power Adapter	Optional AC/DC Adapter: AC/DC 12V/5A, 60W or AC/DC 24V/5A, 120W				
	Dimension (WxHxD)	345 x 265.3 x 82 mm	345 x 265.3 x 100 mm	345 x 265.3 x 100 mm	345 x 265.3 x 100 mm	
	Weight Information	6.08 kg	6.34 kg	6.34 kg	6.34 kg	
	Mechanical Construction	Extruded Aluminum with Heavy Duty Metal				
	Mounting	Wall, VESA 75/100, CDS Mount				
Protection	Rugged Design Features	Fanless, Jumperless				
	Reverse Power Input Protection	Yes				
	Over Voltage / Current Protection	58V / 15A				
Operating System	ESD Protection	+/-15kV(Air), +/-8kV(Contact)				
	Surge	3KW				
Environment	Operating System	Windows 10 / 8.1 / 7				
	Operating Temperature	-20°C to 70°C (With extended temperature peripherals; Ambient with air flow According to IEC60068-2-1, IEC60068-2-2, IEC60068-2-14)				
	Storage Temperature	-30°C to 80°C				
	Relative Humidity	90% RH @ 40°C (Non-Condensing)				
Environment	EMC	CE, FCC Class A				



Model Name		CS-115/P2002				
Model No.		CV-115C-R10/P2002-i5-R10	CV-115C-R10/P2002E-i5-R10	CV-115C-R10/P2002E-i5-E4-R10	CV-115C-R10/P2002E-i5-PI-R10	
Display	LCD Size	15" (4:3)				
	Max. Resolution	1024 x 768				
	Brightness (cd/m2)	1600				
	Contrast Ratio	800 : 1				
	LCD Color	16.2M				
	Pixel Pitch (mm)	0.297 (H) x 0.297 (V)				
	Viewing Angle (H-V)	160 / 160				
Touch	Backlight MTBF	50000 (LED Backlight)				
	Resistive 5-wire	-				
Touch	Projected Capacitive	V				
	Processor	Intel® Core™ i5-6300U Processor (3M Cache, up to 3.00 GHz)				
System	Chipset	SOC				
	BIOS	AMI 8 Mbit SPI BIOS				
	Memory	1x DDR4 260-pin SO-DIMM Socket, Support up to 16 GB				
	Graphics	Integrated Intel® HD Graphics, Support Dual Independent Display				
	Audio	Realtek ALC888-GR, High Definition Audio				
I/O Interface	Vedio Output	1x VGA connector, 1x DisplayPort Connector				
	CDS	1x CPCI Connector				
	LAN	2x GbE LAN (Support Wake On Lan, Teaming, Jumbo frame, IEEE 1588v2, PXE), RJ45 GbE1: Intel I219LM, GbE2: Intel I210AT				
	PoE+	Optional CFM POE Module IEEE 802.3at POE+ PSE for GbE1~GbE2				
	Serial Port	6x RS-232/422/485 with Auto Flow Control (Support 5V/12V), DB9				
	USB	4x USB 3.0, Type-A, 1x USB 2.0, Type-A				
	Optical Isolated DIO	16x Optical Isolated DIO(8DI, 8DO)				
	Audio	1x Line-Out, 1x Mic-In				
	Power on/off switch	1x ATX Power On/Off Switch				
	Reset Button	1x Reset Button				
	AT/ATX Switch	1x AT/ATX Mode Switch				
	Remote Power On/Off Connector	1x Remote Power On/Off Connector, 2-pin Terminal Block				
	External FAN Connector	1x 4-pin Terminal Block				
	Storage	SSD/HDD	2x 2.5" SATA HDD/SSD Bay, Support RAID 0/1 (Gen3) One Internal, One Hot-swappable Front Accessible			
		mSATA	2x mSATA (Shared by Mini-PCIe Socket) (Gen2)			
CFast		1x CFast				
Expansion	CFM (Control Function Module) Interface	2x CFM Interface for CFM Modules				
	PCI/PCIe	-	1x PCI/PCIe Expansion slots Optional Riser Card · 1x PCI · 1x PCIe4	· 1x PCIe4	· 1x PCI	
	Mini PCI Express	2x Full-size Mini-PCIe Sockets				
	Universal I/O Bracket	1x Universal I/O Bracket				
	SIM Socket	1x SIM Socket				
	Antenna Holes	4x Antenna Holes				
	Other	Instant Reboot	Support Instant Reboot Technology (0.2 sec)			
Super Cap		Super Cap Integrated for CMOS Battery-free Operation				
Watchdog Timer		Software Programmable Supports 1~255 sec. System Reset				
Power Ignition Sensing		(With Optional CFM Module) Power Ignition Sensing (IGN) Function, 12V/24V Selectable				
OSD Function		LCD On/Off, Brightness Up, Brightness Down (For CDS Display Module)				
Power Requirement	Internal Speaker	AMP 2W + 2W				
	Power Type	Support AT/ATX Power Type				
	Power Input Voltage	Power Input Voltage 9~48VDC				
	Connector	3-pin Terminal Block				
Physical	Power Adapter	Optional AC/DC Adapter: AC/DC 12V/5A, 60W or AC/DC 24V/5A, 120W				
	Dimension (WxHxD)	408 x 312.4 x 84.5 mm	408 x 312.4 x 102.5 mm	408 x 312.4 x 102.5 mm	408 x 312.4 x 102.5 mm	
	Weight Information	7.28 kg	7.54 kg	7.54 kg	7.54 kg	
	Mechanical Construction	Extruded Aluminum with Heavy Duty Metal				
	Mounting	Wall, VESA 75/100, CDS Mount				
Protection	Rugged Design Features	Fanless, Jumperless				
	Reverse Power Input Protection	Yes				
	Over Voltage / Current Protection	58V / 15A				
Operating System	ESD Protection	+/-15kV(Air), +/-8kV(Contact)				
	Surge	3KW				
Environment	Operating System	Windows 10 / 8.1 / 7				
	Operating Temperature	-20°C to 70°C (With extended temperature peripherals; Ambient with air flow According to IEC60068-2-1, IEC60068-2-2, IEC60068-2-14)				
	Storage Temperature	-20°C to 70°C				
	Relative Humidity	90% RH @ 40°C (Non-Condensing)				
Environment	EMC	CE, FCC Class A				

Rugged Embedded Computer

Convertible Embedded System

Industrial Panel PC

Industrial Touch Monitor

Accessory

Industrial Panel PC Selection Guide



Model Name		CS-117/P2002			
Model No.		CV-117C-R10/P2002-i5-R10	CV-117C-R10/P2002E-i5-R10	CV-117C-R10/P2002E-i5-E4-R10	CV-117C-R10/P2002E-i5-PI-R10
Display	LCD Size	17" (5:4)			
	Max. Resolution	1280 x 1024			
	Brightness (cd/m2)	1500			
	Contrast Ratio	800 : 1			
	LCD Color	16.7M			
	Pixel Pitch (mm)	0.264 (H) x 0.264 (V)			
	Viewing Angle (H-V)	160 / 160			
	Backlight MTBF	50000 (LED Backlight)			
Touch	Resistive 5-wire	-			
	Projected Capacitive	V			
System	Processor	Intel® Core™ i5-6300U Processor (3M Cache, up to 3.00 GHz)			
	Chipset	SOC			
	BIOS	AMI 8 Mbit SPI BIOS			
	Memory	1x DDR4 260-pin SO-DIMM Socket, Support up to 16 GB			
	Graphics	Integrated Intel® HD Graphics, Support Dual Independent Display			
	Audio	Realtek ALC888-GR, High Definition Audio			
I/O Interface	Vedio Output	1x VGA connector, 1x DisplayPort Connector			
	CDS	1x CPCI Connector			
	LAN	2x GbE LAN (Support Wake On Lan, Teaming, Jumbo frame, IEEE 1588v2, PXE), RJ45 GbE1: Intel I219LM, GbE2: Intel I210AT			
	PoE+	Optional CFM POE Module IEEE 802.3at POE+ PSE for GbE1~GbE2			
	Serial Port	6x RS-232/422/485 with Auto Flow Control (Support 5V/12V), DB9			
	USB	4x USB 3.0, Type-A, 1x USB 2.0, Type-A			
	Optical Isolated DIO	16x Optical Isolated DIO(8DI, 8DO)			
	Audio	1x Line-Out, 1x Mic-In			
	Power on/off switch	1x ATX Power On/Off Switch			
	Reset Button	1x Reset Button			
	AT/ATX Switch	1x AT/ATX Mode Switch			
	Remote Power On/Off Connector	1x Remote Power On/Off Connector, 2-pin Terminal Block			
	External FAN Connector	1x 4-pin Terminal Block			
	Storage	SSD/HDD	2x 2.5" SATA HDD/SSD Bay, Support RAID 0/1 (Gen3) One Internal, One Hot-swappable Front Accessible		
mSATA		2x mSATA (Shared by Mini-PCIe Socket) (Gen2)			
CFast		1x CFast			
Expansion	CFM (Control Function Module) Interface	2x CFM Interface for CFM Modules			
	PCI/PCIe	-	1x PCI/PCIe Expansion slots Optional Riser Card · 1x PCI · 1x PCIe4	· 1x PCIe4	· 1x PCI
	Mini PCI Express	2x Full-size Mini-PCIe Sockets			
	Universal I/O Bracket	1x Universal I/O Bracket			
	SIM Socket	1x SIM Socket			
	Antenna Holes	4x Antenna Holes			
	Other	Instant Reboot	Support Instant Reboot Technology (0.2 sec)		
Super Cap		Super Cap Integrated for CMOS Battery-free Operation			
Watchdog Timer		Software Programmable Supports 1~255 sec. System Reset			
Power Ignition Sensing		(With Optional CFM Module) Power Ignition Sensing (IGN) Function, 12V/24V Selectable			
OSD Function		LCD On/Off, Brightness Up, Brightness Down (For CDS Display Module)			
Internal Speaker		AMP 2W + 2W			
Power Requirement	Power Type	Support AT/ATX Power Type			
	Power Input Voltage	Power Input Voltage 9~48VDC			
	Connector	3-pin Terminal Block			
Physical	Power Adapter	Optional AC/DC Adapter: AC/DC 12V/5A, 60W or AC/DC 24V/5A, 120W			
	Dimension (WxHxD)	450 x 350 x 88.5 mm	450 x 350 x 106.5 mm	450 x 350 x 106.5 mm	450 x 350 x 106.5 mm
	Weight Information	8.56 kg	8.82 kg	8.82 kg	8.82 kg
	Mechanical Construction	Extruded Aluminum with Heavy Duty Metal			
	Mounting	Wall, VESA 75/100, CDS Mount			
	Rugged Design Features	Fanless, Jumperless			
	Reverse Power Input Protection	Yes			
Protection	Over Voltage / Current Protection	58V / 15A			
	ESD Protection	+/-15kV(Air), +/-8kV(Contact)			
	Surge	3KW			
Operating System	Windows	Windows 10 / 8.1 / 7			
Environment	Operating Temperature	-20°C to 70°C (With extended temperature peripherals; Ambient with air flow According to IEC60068-2-1, IEC60068-2-2, IEC60068-2-14)			
	Storage Temperature	-20°C to 70°C			
	Relative Humidity	90% RH @ 40°C (Non-Condensing)			
	EMC	CE, FCC Class A			



Model Name		CS-119/P2002			
Model No.		CV-119C-R10/P2002-i5-R10	CV-119C-R10/P2002E-i5-R10	CV-119C-R10/P2002E-i5-E4-R10	CV-119C-R10/P2002E-i5-PI-R10
Display	LCD Size	19" (5:4)			
	Max. Resolution	1280 x 1024			
	Brightness (cd/m2)	1600			
	Contrast Ratio	1000 : 1			
	LCD Color	16.7M			
	Pixel Pitch (mm)	0.294 (H) x 0.294 (V)			
	Viewing Angle (H-V)	170 / 160			
	Backlight MTBF	50000 (LED Backlight)			
Touch	Resistive 5-wire	-			
	Projected Capacitive	V			
System	Processor	Intel® Core™ i5-6300U Processor (3M Cache, up to 3.00 GHz)			
	Chipset	SOC			
	BIOS	AMI 8 Mbit SPI BIOS			
	Memory	1x DDR4 260-pin SO-DIMM Socket, Support up to 16 GB			
	Graphics	Integrated Intel® HD Graphics, Support Dual Independent Display			
	Audio	Realtek ALC888-GR, High Definition Audio			
I/O Interface	Vedio Output	1x VGA connector, 1x DisplayPort Connector			
	CDS	1x CPCI Connector			
	LAN	2x GbE LAN (Support Wake On Lan, Teaming, Jumbo frame, IEEE 1588v2, PXE), RJ45 GbE1: Intel I219LM, GbE2: Intel I210AT			
	PoE+	Optional CFM POE Module IEEE 802.3at POE+ PSE for GbE1~GbE2			
	Serial Port	6x RS-232/422/485 with Auto Flow Control (Support 5V/12V), DB9			
	USB	4x USB 3.0, Type-A, 1x USB 2.0, Type-A			
	Optical Isolated DIO	16x Optical Isolated DIO(8DI, 8DO)			
	Audio	1x Line-Out, 1x Mic-In			
	Power on/off switch	1x ATX Power On/Off Switch			
	Reset Button	1x Reset Button			
	AT/ATX Switch	1x AT/ATX Mode Switch			
	Remote Power On/Off Connector	1x Remote Power On/Off Connector, 2-pin Terminal Block			
	External FAN Connector	1x 4-pin Terminal Block			
	Storage	SSD/HDD	2x 2.5" SATA HDD/SSD Bay, Support RAID 0/1 (Gen3) One Internal, One Hot-swappable Front Accessible		
mSATA		2x mSATA (Shared by Mini-PCIe Socket) (Gen2)			
CFast		1x CFast			
Expansion	CFM (Control Function Module) Interface	2x CFM Interface for CFM Modules			
	PCI/PCIe	-	1x PCI/PCIe Expansion slots Optional Riser Card · 1x PCI · 1x PCIe4	· 1x PCIe4	· 1x PCI
	Mini PCI Express	2x Full-size Mini-PCIe Sockets			
	Universal I/O Bracket	1x Universal I/O Bracket			
	SIM Socket	1x SIM Socket			
	Antenna Holes	4x Antenna Holes			
	Other	Instant Reboot	Support Instant Reboot Technology (0.2 sec)		
Super Cap		Super Cap Integrated for CMOS Battery-free Operation			
Watchdog Timer		Software Programmable Supports 1~255 sec. System Reset			
Power Ignition Sensing		(With Optional CFM Module) Power Ignition Sensing (IGN) Function, 12V/24V Selectable			
OSD Function		LCD On/Off, Brightness Up, Brightness Down (For CDS Display Module)			
Internal Speaker		AMP 2W + 2W			
Power Requirement	Power Type	Support AT/ATX Power Type			
	Power Input Voltage	Power Input Voltage 9~48VDC			
	Connector	3-pin Terminal Block			
Physical	Power Adapter	Optional AC/DC Adapter: AC/DC 12V/5A, 60W or AC/DC 24V/5A, 120W			
	Dimension (WxHxD)	510 x 389.3 x 88.5 mm	510 x 389.3 x 106.5 mm	510 x 389.3 x 106.5 mm	510 x 389.3 x 106.5 mm
	Weight Information	9.88 kg	10.14 kg	10.14 kg	10.14 kg
	Mechanical Construction	Extruded Aluminum with Heavy Duty Metal			
	Mounting	Wall, VESA 75/100, CDS Mount			
	Rugged Design Features	Fanless, Jumperless			
	Reverse Power Input Protection	Yes			
Protection	Over Voltage / Current Protection	58V / 15A			
	ESD Protection	+/-15kV(Air), +/-8kV(Contact)			
	Surge	3KW			
Operating System	Windows	Windows 10 / 8.1 / 7			
Environment	Operating Temperature	-20°C to 70°C (With extended temperature peripherals; Ambient with air flow According to IEC60068-2-1, IEC60068-2-2, IEC60068-2-14)			
	Storage Temperature	-20°C to 70°C			
	Relative Humidity	90% RH @ 40°C (Non-Condensing)			
	EMC	CE, FCC Class A			

Rugged Embedded Computer

Convertible Embedded System

Industrial Panel PC

Industrial Touch Monitor

Accessory

Industrial Panel PC Selection Guide



Model Name	CS-110H/P1001		CS-112H/P1001			
	Model No.	CS-110HC-R10/P1001-R10	CS-110HC-R10/P1001E-R10	CS-112HC-R10/P1001-R10	CS-112HC-R10/P1001E-R10	
Display	LCD Size	10.4" (4:3)		12.1" (4:3)		
	Max. Resolution	1024 x 768		1024 x 768		
	Brightness (cd/m2)	1500		1500		
	Contrast Ratio	1400:1		700:1		
	LCD Color	16.2M		16.2M		
	Pixel Pitch (mm)	0.2055 (H) x 0.2055 (V)		0.24 (H) x 0.24 (V)		
	Viewing Angle (H-V)	178 / 178		160 / 160		
	Backlight MTBF	50000 hrs (LED Backlight)		30000 hrs (LED Backlight)		
Touch	Resistive 5-wire	-		-		
	Projected Capacitive	V		V		
System	Processor	Intel Atom® Processor E3845 (2M Cache, 1.91 GHz, 10W TDP)		Intel Atom® Processor E3845 (2M Cache, 1.91 GHz, 10W TDP)		
	Chipset	SOC		SOC		
	BIOS	AMI 64Mbit SPI BIOS		AMI 64Mbit SPI BIOS		
	Memory	1x DDR3L 204-pin SO-DIMM Socket, Support up to 8 GB		1x DDR3L 204-pin SO-DIMM Socket, Support up to 8 GB		
	Graphics	Integrated Intel® HD Graphics, Support Dual Independent Display		Integrated Intel® HD Graphics, Support Dual Independent Display		
	Audio	Realtek ALC888-GR, High Definition Audio		Realtek ALC888-GR, High Definition Audio		
I/O Interface	Vedio Output	1x VGA connector, 1x DisplayPort Connector		1x VGA connector, 1x DisplayPort Connector		
	CDS	1x CPCI Connector		1x CPCI Connector		
	LAN	2x GbE LAN (Support Wake On Lan, Teaming, Jumbo frame, IEEE 1588v2, PXE), RJ45 GbE1: Intel I219LM, GbE2: Intel I210AT		2x GbE LAN (Support Wake On Lan, Teaming, Jumbo frame, IEEE 1588v2, PXE), RJ45 GbE1: Intel I219LM, GbE2: Intel I210AT		
	PoE+	-		-		
	Serial Port	2x RS-232/422/485 with Auto Flow Control (Support 5V/12V), DB9		2x RS-232/422/485 with Auto Flow Control (Support 5V/12V), DB9		
	USB	1x USB 3.0, Type-A, 3x USB 2.0, Type-A		1x USB 3.0, Type-A, 3x USB 2.0, Type-A		
	Optical Isolated DIO	8x Optical Isolated DIO(4DI, 4DO)		8x Optical Isolated DIO(4DI, 4DO)		
	Audio	1x Line-Out, 1x Mic-In		1x Line-Out, 1x Mic-In		
	Power on/off switch	1x ATX Power On/Off Switch		1x ATX Power On/Off Switch		
	Reset Button	1x Reset Button		1x Reset Button		
	AT/ATX Switch	1x AT/ATX Mode Switch		1x AT/ATX Mode Switch		
	Storage	SSD/HDD	1x Internal SATA port for 2.5" HDD/SSD		1x Internal SATA port for 2.5" HDD/SSD	
		mSATA	-		-	
		CFast	1x CFast		1x CFast	
Expansion	CFM (Control Function Module) Interface	-		-		
	PCI/PCIe	-		-		
	Mini PCI Express	1x Full-size Mini-PCIe Sockets Supports Wireless & I/O Expansion		1x Full-size Mini-PCIe Sockets Supports Wireless & I/O Expansion		
	Universal I/O Bracket	-	2x Universal I/O Bracket	-	2x Universal I/O Bracket	
	SIM Socket	1x SIM Socket		1x SIM Socket		
Other	Antenna Holes	2x Antenna Holes		2x Antenna Holes		
	Instant Reboot	Support Instant Reboot Technology (0.2 sec)		Support Instant Reboot Technology (0.2 sec)		
	Super Cap	-		-		
	Watchdog Timer	Software Programmable Supports 1~255 sec. System Reset		Software Programmable Supports 1~255 sec. System Reset		
	Power Ignition Sensing	-		-		
	OSD Function	LCD On/Off, Brightness Up, Brightness Down (For CDS Display Module)		LCD On/Off, Brightness Up, Brightness Down (For CDS Display Module)		
	Internal Speaker	AMP 2W + 2W		AMP 2W + 2W		
	Power Requirement	Support AT/ATX Power Type		Support AT/ATX Power Type		
Physical	Power Input Voltage	Power Input Voltage 9~48VDC		Power Input Voltage 9~48VDC		
	Connector	3-pin Terminal Block		3-pin Terminal Block		
	Power Adapter	Optional AC/DC Adapter: AC/DC 12V/5A, 60W		Optional AC/DC Adapter: AC/DC 12V/5A, 60W		
	Dimension (WxHxD)	295 x 227.3 x 65 mm	295 x 227.3 x 87.5 mm	345 x 265.3 x 65.5 mm	345 x 265.3 x 88 mm	
	Weight Information	3.58 kg	3.78 kg	4.5 kg	4.7 kg	
	Mechanical Construction	Extruded Aluminum with Heavy Duty Metal		Extruded Aluminum with Heavy Duty Metal		
Protection	Mounting	Panel/ Wall/Arm/ VESA Mounting		Panel/ Wall/Arm/ VESA Mounting		
	Rugged Design Features	Fanless, Jumperless		Fanless, Jumperless		
	Reverse Power Input Protection	Yes		Yes		
	Over Voltage / Current Protection	58V / 20A		58V / 20A		
Operating System	ESD Protection	+/-8kV(Air), +/-4kV(Contact)		+/-8kV(Air), +/-4kV(Contact)		
	Surge	3KW		3KW		
Environment	Windows	Windows 10 / 8.1 / 7		Windows 10 / 8.1 / 7		
	Operating Temperature	-20°C to 70°C (With extended temperature peripherals; Ambient with air flow According to IEC60068-2-1, IEC60068-2-2, IEC60068-2-14)		-20°C to 70°C (With extended temperature peripherals; Ambient with air flow According to IEC60068-2-1, IEC60068-2-2, IEC60068-2-14)		
	Storage Temperature	-20°C to 70°C		-20°C to 70°C		
	Relative Humidity	95% RH @ 40°C (Non-Condensing)		90% RH @ 40°C (Non-Condensing)		
EMC	CE, FCC Class A		CE, FCC Class A			

Model Name	CS-115/P1001		CS-117/P1001			
	Model No.	CS-115C-R10/P1001-R10	CS-115C-R10/P1001E-R10	CS-117C-R10/P1001-R10	CS-117C-R10/P1001E-R10	
Display	LCD Size	15" (4:3)		17" (5:4)		
	Max. Resolution	1024 x 768		1280 x 1024		
	Brightness (cd/m2)	1600		1500		
	Contrast Ratio	800:1		800:1		
	LCD Color	16.2M		16.7M		
	Pixel Pitch (mm)	0.297 (H) x 0.297 (V)		0.264 (H) x 0.264 (V)		
	Viewing Angle (H-V)	160 / 160		160 / 160		
	Backlight MTBF	50000 hrs (LED Backlight)		50000 (LED Backlight)		
Touch	Resistive 5-wire	-		-		
	Projected Capacitive	V		V		
System	Processor	Intel Atom® Processor E3845 (2M Cache, 1.91 GHz, 10W TDP)		Intel Atom® Processor E3845 (2M Cache, 1.91 GHz, 10W TDP)		
	Chipset	SOC		SOC		
	BIOS	AMI 64Mbit SPI BIOS		AMI 64Mbit SPI BIOS		
	Memory	1x DDR3L 204-pin SO-DIMM Socket, Support up to 8 GB		1x DDR3L 204-pin SO-DIMM Socket, Support up to 8 GB		
	Graphics	Integrated Intel® HD Graphics, Support Dual Independent Display		Integrated Intel® HD Graphics, Support Dual Independent Display		
	Audio	Realtek ALC888-GR, High Definition Audio		Realtek ALC888-GR, High Definition Audio		
I/O Interface	Vedio Output	1x VGA connector, 1x DisplayPort Connector		1x VGA connector, 1x DisplayPort Connector		
	CDS	1x CPCI Connector		1x CPCI Connector		
	LAN	2x GbE LAN (Support Wake On Lan, Teaming, Jumbo frame, IEEE 1588v2, PXE), RJ45 GbE1: Intel I219LM, GbE2: Intel I210AT		2x GbE LAN (Support Wake On Lan, Teaming, Jumbo frame, IEEE 1588v2, PXE), RJ45 GbE1: Intel I219LM, GbE2: Intel I210AT		
	PoE+	-		-		
	Serial Port	2x RS-232/422/485 with Auto Flow Control (Support 5V/12V), DB9		2x RS-232/422/485 with Auto Flow Control (Support 5V/12V), DB9		
	USB	1x USB 3.0, Type-A, 3x USB 2.0, Type-A		1x USB 3.0, Type-A, 3x USB 2.0, Type-A		
	Optical Isolated DIO	8x Optical Isolated DIO(4DI, 4DO)		8x Optical Isolated DIO(4DI, 4DO)		
	Audio	1x Line-Out, 1x Mic-In		1x Line-Out, 1x Mic-In		
	Power on/off switch	1x ATX Power On/Off Switch		1x ATX Power On/Off Switch		
	Reset Button	1x Reset Button		1x Reset Button		
	AT/ATX Switch	1x AT/ATX Mode Switch		1x AT/ATX Mode Switch		
	Storage	SSD/HDD	1x Internal SATA port for 2.5" HDD/SSD		1x Internal SATA port for 2.5" HDD/SSD	
		mSATA	-		-	
		CFast	1x CFast		1x CFast	
Expansion	CFM (Control Function Module) Interface	-		-		
	PCI/PCIe	-		-		
	Mini PCI Express	1x Full-size Mini-PCIe Sockets Supports Wireless & I/O Expansion		1x Full-size Mini-PCIe Sockets Supports Wireless & I/O Expansion		
	Universal I/O Bracket	-	2x Universal I/O Bracket	-	2x Universal I/O Bracket	
	SIM Socket	1x SIM Socket		1x SIM Socket		
Other	Antenna Holes	2x Antenna Holes		2x Antenna Holes		
	Instant Reboot	Support Instant Reboot Technology (0.2 sec)		Support Instant Reboot Technology (0.2 sec)		
	Super Cap	-		-		
	Watchdog Timer	Software Programmable Supports 1~255 sec. System Reset		Software Programmable Supports 1~255 sec. System Reset		
	Power Ignition Sensing	-		-		
	OSD Function	LCD On/Off, Brightness Up, Brightness Down (For CDS Display Module)		LCD On/Off, Brightness Up, Brightness Down (For CDS Display Module)		
	Internal Speaker	AMP 2W + 2W		AMP 2W + 2W		
	Power Requirement	Support AT/ATX Power Type		Support AT/ATX Power Type		
Physical	Power Input Voltage	Power Input Voltage 9~48VDC		Power Input Voltage 9~48VDC		
	Connector	3-pin Terminal Block		3-pin Terminal Block		
	Power Adapter	Optional AC/DC Adapter: AC/DC 12V/5A, 60W		Optional AC/DC Adapter: AC/DC 12V/5A, 60W		
	Dimension (WxHxD)	408 x 312.4 x 68 mm	408 x 312.4 x 90.5 mm	450 x 350 x 72 mm	450 x 350 x 94.5 mm	
	Weight Information	5.7 kg	5.9 kg	6.98 kg	7.18 kg	
	Mechanical Construction	Extruded Aluminum with Heavy Duty Metal		Extruded Aluminum with Heavy Duty Metal		
Protection	Mounting	Panel/ Wall/Arm/ VESA Mounting		Panel/ Wall/Arm/ VESA Mounting		
	Rugged Design Features	Fanless, Jumperless		Fanless, Jumperless		
	Reverse Power Input Protection	Yes		Yes		
	Over Voltage / Current Protection	58V / 20A		58V / 20A		
Operating System	ESD Protection	+/-8kV(Air), +/-4kV(Contact)		+/-8kV(Air), +/-4kV(Contact)		
	Surge	3KW		3KW		
Environment	Windows	Windows 10 / 8.1 / 7		Windows 10 / 8.1 / 7		
	Operating Temperature	-20°C to 70°C (With extended temperature peripherals; Ambient with air flow According to IEC60068-2-1, IEC60068-2-2, IEC60068-2-14)		-20°C to 70°C (With extended temperature peripherals; Ambient with air flow According to IEC60068-2-1, IEC60068-2-2, IEC60068-2-14)		
	Storage Temperature	-20°C to 70°C		-20°C to 70°C		
	Relative Humidity	90% RH @ 40°C (Non-Condensing)		90% RH @ 40°C (Non-Condensing)		
EMC	CE, FCC Class A		CE, FCC Class A			

Rugged Embedded Computer

Convertible Embedded System

Industrial Panel PC

Industrial Touch Monitor

Accessory

Industrial Panel PC Selection Guide



Model Name		CS-119/P1001		
Model No.		CS-119C-R10/P1001-R10	CS-119C-R10/P1001E-R10	
Display	LCD Size	19" (5:4)		
	Max. Resolution	1280 x 1024		
	Brightness (cd/m2)	1600		
	Contrast Ratio	1000 : 1		
	LCD Color	16.7M		
	Pixel Pitch (mm)	0.294 (H) x 0.294 (V)		
	Viewing Angle (H-V)	170 / 160		
	Backlight MTBF	50000 hrs (LED Backlight)		
Touch	Resistive 5-wire	-		
	Projected Capacitive	V		
System	Processor	Intel Atom® Processor E3845 (2M Cache, 1.91 GHz, 10W TDP)		
	Chipset	SOC		
	BIOS	AMI 64Mbit SPI BIOS		
	Memory	1x DDR3L 204-pin SO-DIMM Socket, Support up to 8 GB		
	Graphics	Integrated Intel® HD Graphics, Support Dual Independent Display		
	Audio	Realtek ALC888-GR, High Definition Audio		
I/O Interface	Vedio Output	1x VGA connector, 1x DisplayPort Connector		
	CDS	1x CPCI Connector		
	LAN	2x GbE LAN (Support Wake On Lan, Teaming, Jumbo frame, IEEE 1588v2, PXE), RJ45 GbE1: Intel I219LM, GbE2: Intel I210AT		
	PoE+	-		
	Serial Port	2x RS-232/422/485 with Auto Flow Control (Support 5V/12V), DB9		
	USB	1x USB 3.0, Type-A, 3x USB 2.0, Type-A		
	Optical Isolated DIO	8x Optical Isolated DIO(4DI, 4DO)		
	Audio	1x Line-Out, 1x Mic-In		
	Power on/off switch	1x ATX Power On/Off Switch		
	Reset Button	1x Reset Button		
	AT/ATX Switch	1x AT/ATX Mode Switch		
	Storage	SSD/HDD	1x Internal SATA port for 2.5" HDD/SSD	
		mSATA	-	
		CFast	1x CFast	
Expansion	CFM (Control Function Module) Interface	-		
	PCI/PCIe	-		
	Mini PCI Express	1x Full-size Mini-PCIe Sockets Supports Wireless & I/O Expansion		
	Universal I/O Bracket	-	2x Universal I/O Bracket	
	SIM Socket	1x SIM Socket		
Other	Antenna Holes	2x Antenna Holes		
	Instant Reboot	Support Instant Reboot Technology (0.2 sec)		
	Super Cap	-		
	Watchdog Timer	Software Programmable Supports 1~255 sec. System Reset		
	Power Ignition Sensing	-		
	OSD Function	LCD On/Off, Brightness Up, Brightness Down (For CDS Display Module)		
Power Requirement	Internal Speaker	AMP 2W + 2W		
	Power Type	Support AT/ATX Power Type		
	Power Input Voltage	Power Input Voltage 9~48VDC		
	Connector	3-pin Terminal Block		
Physical	Power Adapter	Optional AC/DC Adapter: AC/DC 12V/5A, 60W		
	Dimension (WxHxD)	510 x 389.3 x 72 mm	510 x 389.3 x 94.5 mm	
	Weight Information	8.30 kg	8.5 kg	
	Mechanical Construction	Extruded Aluminum with Heavy Duty Metal		
	Rugged Design Features	Panel/ Wall/Arm/ VESA Mounting Fanless, Jumperless		
Protection	Reverse Power Input Protection	Yes		
	Over Voltage / Current Protection	58V / 20A		
	ESD Protection	+/-8kV(Air), +/-4kV(Contact)		
	Surge	3KW		
Operating System	Windows	Windows 10 / 8.1 / 7		
Environment	Operating Temperature	-20°C to 70°C (With extended temperature peripherals; Ambient with air flow According to IEC60068-2-1, IEC60068-2-2, IEC60068-2-14)		
	Storage Temperature	-20°C to 70°C		
	Relative Humidity	95% RH @ 40°C (Non-Condensing)		
	EMC	CE, FCC Class A		

THIS PAGE INTENTIONALLY LEFT BLANK

Industrial Touch Monitor

Designed with aluminum die-casting front frame, Cincoze Industrial Touch Monitor is a rugged and reliable solution for industrial environments.





CV-100/M1000 Series

Classic 4:3 & Widescreen 16:9 Industrial Touch Monitor

CV-100/M1000 Series · Classic 4:3 & Widescreen 16:9 Industrial Touch Monitor



- Classic 4:3 / Widescreen 16:9 Aspect Ratios
- 8" to 21" Full Range Touch Monitors
- Convertible Display Systems (CDS) Supported
- Projected Capacitive and 5-wire Resistive Touchscreen Available
- Aluminum Die-casting Front Frame
- IP65 Rated Front Panel
- Wide Range Power Input 9~48VDC
- Supports Panel / Wall / VESA Mounting

Cincoze Convertible Touch Monitor includes all-in-one devices that integrate a high-resolution TFT-LED and a resistive 5-wire or a projected capacitive touch screen. A wide selection of display sizes are available from 8" to 21" with a format aspect of 4:3 to 16:9, and selected touch type. Cincoze Convertible Display Systems can provide the same look and feel by changing the appearance. Logos, colors of aluminum front bezel, Mylar and back cover can be customized to fit in customer's equipment or surroundings.



Comprehensive Selection

CV-100/M1000 Series is a fully configurable industrial monitor covering 8"~21" screen which is available with resistive and projected capacitive touch technology.

FHD Video Input

CV-100/M1000 Series supports Full HD resolution and offers both digital and analog signal input interfaces including VGA, DVI-D & DisplayPort.

Industrial Design

Featuring wide range power input, and IP65 compliant front panel, CV-100/M1000 Series is an ideal choice for various industrial applications.

Available Models



Models	Panel Size	Touch Type	Resolution / Brightness
CV-108R/M1000	8.4" TFT-LCD	Resistive	800x600 (SVGA) / 400 nits
CV-110(R/C)/M1000	10.4" TFT-LCD	Resistive or Capacitive	800x600 (SVGA) / 400 nits
CV-110H(R/C)/M1000	10.4" TFT-LCD	Resistive or Capacitive	1024x768 (XGA) / 400 nits
CV-112(R/C)/M1000	12.1" TFT-LCD	Resistive or Capacitive	800x600 (SVGA) / 450 nits
CV-112H(R/C)/M1000	12.1" TFT-LCD	Resistive or Capacitive	1024x768 (XGA) / 500 nits
CV-115(R/C)/M1000	15" TFT-LCD	Resistive or Capacitive	1024x768 (XGA) / 350 nits
CV-W115(R/C)/M1000	15.6" TFT-LCD	Resistive or Capacitive	1366x768 (WXGA) / 400 nits
CV-117(R/C)/M1000	17" TFT-LCD	Resistive or Capacitive	1280x1024 (SXGA) / 350 nits
CV-119(R/C)/M1000	19" TFT-LCD	Resistive or Capacitive	1280x1024 (SXGA) / 350 nits
CV-W121(R/C)/M1000	21.5" TFT-LCD	Resistive or Capacitive	1920x1080 (Full HD) / 300 nits

(R/C): Resistive 5-wire Touch / Projected Capacitive Touch

CS-100/M1000 Series

Sunlight Readable Industrial Touch Monitor



CS-100/M1000 Series · Sunlight Readable Industrial Touch Monitor



- 10"~19" TFT LCD with Ultra High Brightness up to 1,600nits
- Wide Operating Temperature -5°C to 60°C
- IP65 Front Panel with Aluminum Die-casting Bezel
- Wide Range Power Input 9~48VDC
- Versatile Mounting Methods Supported
- Built-in Two 5W Internal Speakers

CS-100 / M1000 Series is the Sunlight Readable monitor with projected capacitive touch screen. It offers resolution up to 1280 x 1024 (SXGA) and high brightness up to 1600 nits. It supports flat surface and IP65 dust/waterproof front panel. CS-100 / M1000 Series is a rugged and reliable solution with aluminum die-casting front frame dedicating to outdoor industrial applications.



Sunlight Readable

Providing ultra-high brightness to improve sunlight readability, CS-100/M1000 Series is suitable for all lighting conditions including direct sunlight.

Multiple Video Input

CS-100/M1000 Series supports high resolution and offers both digital and analog signal input interfaces including VGA, DVI-D & DisplayPort.

Full Function

Designed for full functionality, CS-100/M1000 Series provides USB and touch interfaces, 2x internal 5W speakers and multi-language OSD function.

Available Models



Models	Panel Size	Brightness	Touch Type	Resolution
CS-110HC/M1000	10.4" TFT-LCD	1500 nits	Capacitive	1024X768 (XGA)
CS-112HC/M1000	12.1" TFT-LCD	1500 nits	Capacitive	1024X768 (XGA)
CS-115C/M1000	15" TFT-LCD	1600 nits	Capacitive	1024x768 (XGA)
CS-117C/M1000	17" TFT-LCD	1500 nits	Capacitive	1280x1024 (SXGA)
CS-119C/M1000	19" TFT-LCD	1600 nits	Capacitive	1280x1024 (SXGA)

Industrial Touch Monitor Selection Guide



Model Name		CV-108/M1001		CV-110/M1001	
Model No.		CV-108R-R10/M1001-R12	CV-110R-R10/M1001-R12	CV-110C-R10/M1001-R12	CV-110HC-R10/M1001-R12
Display	LCD Size	8.4" (4:3)	10.4" (4:3)	10.4" (4:3)	10.4" (4:3)
	Max. Resolution	800 x 600	800 x 600	1024 x 768	1024 x 768
	Brightness (cd/m2)	400	400	400	400
	Contrast Ratio	600 : 1	700 : 1	1400 : 1	1400 : 1
	LCD Color	262K	16.2M	16.2M	16.2M
	Pixel Pitch (mm)	0.213 (H) x 0.213 (V)	0.264 (H) x 0.264 (V)	0.2055 (H) x 0.2055 (V)	0.2055 (H) x 0.2055 (V)
	Viewing Angle (H-V)	150 / 130	160 / 130	178 / 178	178 / 178
	Backlight MTBF	30000 hrs (LED Backlight)	70000 hrs (LED Backlight)	50000 hrs (LED Backlight)	50000 hrs (LED Backlight)
Touch	Resistive 5-wire	V	V	-	-
	Projected Capacitive	-	-	V	V
System	A/D Board	Novatek NT68856UFG	Novatek NT68856UFG	Novatek NT68856UFG	Novatek NT68856UFG
	Video Input	1x VGA connector, 1x DVI-D Connector, 1x DisplayPort Connector	1x VGA connector, 1x DVI-D Connector, 1x DisplayPort Connector	1x VGA connector, 1x DVI-D Connector, 1x DisplayPort Connector	1x VGA connector, 1x DVI-D Connector, 1x DisplayPort Connector
	USB 2.0 Input	1	1	1	1
	COM Port Input (Resistive Only)	1	1	-	-
	Audio Input	1	1	1	1
	Power Switch	1	1	1	1
Other Features	Audio	AMP 5W + 5W (Internal Speaker)	AMP 5W + 5W (Internal Speaker)	AMP 5W + 5W (Internal Speaker)	AMP 5W + 5W (Internal Speaker)
	OSD Function	LCD On/Off, Auto, Menu, Brightness Up, Brightness Down, Multi-language OSD (For CDS Display Module)	LCD On/Off, Auto, Menu, Up and Down Multi-language OSD	LCD On/Off, Auto, Menu, Up and Down Multi-language OSD	LCD On/Off, Auto, Menu, Up and Down Multi-language OSD
Power	Power Requirement	9~48VDC	9~48VDC	9~48VDC	9~48VDC
	Connector	3-pin Terminal Block	3-pin Terminal Block	3-pin Terminal Block	3-pin Terminal Block
	Power Adaptor	Optional AC/DC 12V/5A, 60W	Optional AC/DC 12V/5A, 60W	Optional AC/DC 12V/5A, 60W	Optional AC/DC 12V/5A, 60W
Physical	Dimension (WxHxD)	262 x 186 x 66 mm	295 x 227.3 x 66 mm	295 x 227.3 x 66 mm	295 x 227.3 x 66 mm
	Weight Information	2.74 kg	3.36 kg	3.36 kg	3.36 kg
	Construction Front Panel	Die-cast Flat Surface	Die-cast Flat Surface	Die-cast Flat Surface	Die-cast Flat Surface
	Mounting	Panel/ Wall/ VESA Mounting	Panel/ Wall/ VESA Mounting	Panel/ Wall/ VESA Mounting	Panel/ Wall/ VESA Mounting
	Fanless Design	V	V	V	V
Operating System	Windows	Windows 10 / 8.1 / 7	Windows 10 / 8.1 / 7	Windows 10 / 8.1 / 7	Windows 10 / 8.1 / 7
	Linux	Kernal 3.x	Kernal 3.x	Kernal 3.x	Kernal 3.x
Environment	Operating Temperature	-5°C to 60°C (With extended temperature peripherals; Ambient with air flow According to IEC60068-2-1, IEC60068-2-2, IEC60068-2-14)	-5°C to 60°C (With extended temperature peripherals; Ambient with air flow According to IEC60068-2-1, IEC60068-2-2, IEC60068-2-14)	-5°C to 60°C (With extended temperature peripherals; Ambient with air flow According to IEC60068-2-1, IEC60068-2-2, IEC60068-2-14)	-5°C to 60°C (With extended temperature peripherals; Ambient with air flow According to IEC60068-2-1, IEC60068-2-2, IEC60068-2-14)
	Storage Temperature	-20°C to 75°C	-20°C to 75°C	-20°C to 75°C	-20°C to 75°C
	Relative Humidity	90% RH @ 40°C (Non-Condensing)	90% RH @ 40°C (Non-Condensing)	90% RH @ 40°C (Non-Condensing)	90% RH @ 40°C (Non-Condensing)
	IP Level	IP 65 Compliant Front Panel	IP 65 Compliant Front Panel	IP 65 Compliant Front Panel	IP 65 Compliant Front Panel
	EMC	CE, FCC Class A	CE, FCC Class A	CE, FCC Class A	CE, FCC Class A

Model Name		CV-112/M1001			
Model No.		CV-112R-R10/M1001-R12	CV-112C-R10/M1001-R12	CV-112HR-R10/M1001-R12	CV-112HC-R10/M1001-R12
Display	LCD Size	12.1" (4:3)		12.1" (4:3)	
	Max. Resolution	800 x 600		1024 x 768	
	Brightness (cd/m2)	450		500	
	Contrast Ratio	800 : 1		700 : 1	
	LCD Color	262K		16.2M	
	Pixel Pitch (mm)	0.3075 (H) x 0.3075 (V)		0.24 (H) x 0.24 (V)	
	Viewing Angle (H-V)	160 / 140		160 / 160	
	Backlight MTBF	50000 hrs (LED Backlight)		30000 hrs (LED Backlight)	
Touch	Resistive 5-wire	V	-	V	-
	Projected Capacitive	-	V	-	V
System	A/D Board	Novatek NT68856UFG		Novatek NT68856UFG	
	Video Input	1x VGA connector, 1x DVI-D Connector, 1x DisplayPort Connector		1x VGA connector, 1x DVI-D Connector, 1x DisplayPort Connector	
	USB 2.0 Input	1	1	1	1
	COM Port Input (Resistive Only)	1	-	1	-
	Audio Input	1	1	1	1
	Power Switch	1	1	1	1
Other Features	Audio	AMP 5W + 5W (Internal Speaker)		AMP 5W + 5W (Internal Speaker)	
	OSD Function	LCD On/Off, Auto, Menu, Up and Down Multi-language OSD		LCD On/Off, Auto, Menu, Up and Down Multi-language OSD	
Power	Power Requirement	9~48VDC		9~48VDC	
	Connector	3-pin Terminal Block		3-pin Terminal Block	
	Power Adaptor	Optional AC/DC 12V/5A, 60W		Optional AC/DC 12V/5A, 60W	
Physical	Dimension (WxHxD)	345 x 265.3 x 66.5 mm		345 x 265.3 x 66.5 mm	
	Weight Information	4.28 kg		4.28 kg	
	Construction Front Panel	Die-cast Flat Surface		Die-cast Flat Surface	
	Mounting	Panel/ Wall/ VESA Mounting		Panel/ Wall/ VESA Mounting	
	Fanless Design	V		V	
Operating System	Windows	Windows 10 / 8.1 / 7		Windows 10 / 8.1 / 7	
	Linux	Kernal 3.x		Kernal 3.x	
Environment	Operating Temperature	-5°C to 60°C (With extended temperature peripherals; Ambient with air flow According to IEC60068-2-1, IEC60068-2-2, IEC60068-2-14)		-5°C to 60°C (With extended temperature peripherals; Ambient with air flow According to IEC60068-2-1, IEC60068-2-2, IEC60068-2-14)	
	Storage Temperature	-20°C to 75°C		-20°C to 75°C	
	Relative Humidity	90% RH @ 40°C (Non-Condensing)		90% RH @ 40°C (Non-Condensing)	
	IP Level	IP 65 Compliant Front Panel		IP 65 Compliant Front Panel	
	EMC	CE, FCC Class A		CE, FCC Class A	

Rugged Embedded Computer

Convertible Embedded System

Industrial Panel PC

Industrial Touch Monitor

Accessory

Industrial Touch Monitor Selection Guide



Model Name		CV-115/M1001		CV-117/M1001	
Model No.		CV-115R-R10/M1001-R12	CV-115C-R10/M1001-R12	CV-117R-R10/M1001-R12	CV-117C-R10/M1001-R12
Display	LCD Size	15" (4:3)		17" (5:4)	
	Max. Resolution	1024 x 768		1280 x 1024	
	Brightness (cd/m2)	350		350	
	Contrast Ratio	700:1		800:1	
	LCD Color	16.2M		16.7M	
	Pixel Pitch (mm)	0.297 (H) x 0.297 (V)		0.264 (H) x 0.264 (V)	
	Viewing Angle (H-V)	170 / 160		160 / 140	
Touch	Backlight MTBF	50000 hrs (LED Backlight)		50000 hrs (LED Backlight)	
	Resistive 5-wire	V	-	V	-
System	Projected Capacitive	-	V	-	V
	A/D Board	Novatek NT68856UFG		Novatek NT68856UFG	
	Video Input	1x VGA connector, 1x DVI-D Connector, 1x DisplayPort Connector		1x VGA connector, 1x DVI-D Connector, 1x DisplayPort Connector	
	USB 2.0 Input	1	1	1	1
	COM Port Input (Resistive Only)	1	-	1	-
	Audio Input	1	1	1	1
	Power Switch	1	1	1	1
Other Features	Audio	AMP 5W + 5W (Internal Speaker)		AMP 5W + 5W (Internal Speaker)	
	OSD Function	LCD On/Off, Auto, Menu, Up and Down Multi-language OSD		LCD On/Off, Auto, Menu, Up and Down Multi-language OSD	
Power	Power Requirement	9~48VDC		9~48VDC	
	Connector	3-pin Terminal Block		3-pin Terminal Block	
	Power Adaptor	Optional AC/DC 12V/5A, 60W		Optional AC/DC 12V/5A, 60W	
Physical	Dimension (WxHxD)	408 x 312.4 x 69 mm		450 x 350 x 73 mm	
	Weight Information	5.48 kg		6.76 kg	
	Construction Front Panel	Die-cast Flat Surface		Die-cast Flat Surface	
	Mounting	Panel/ Wall/ VESA Mounting		Panel/ Wall/ VESA Mounting	
	Fanless Design	V		V	
Operating System	Windows	Windows 10 / 8.1 / 7		Windows 10 / 8.1 / 7	
	Linux	Kernal 3.x		Kernal 3.x	
Environment	Operating Temperature	0°C to 60°C (With extended temperature peripherals; Ambient with air flow According to IEC60068-2-1, IEC60068-2-2, IEC60068-2-14)		-5°C to 60°C (With extended temperature peripherals; Ambient with air flow According to IEC60068-2-1, IEC60068-2-2, IEC60068-2-14)	
	Storage Temperature	-20°C to 65°C		-20°C to 75°C	
	Relative Humidity	80% RH @ 50°C (Non-Condensing)		80% RH @ 50°C (Non-Condensing)	
	IP Level	IP 65 Compliant Front Panel		IP 65 Compliant Front Panel	
	EMC	CE/ FCC Class A		CE/ FCC Class A	

Model Name		CV-119/M1001	
Model No.		CV-119R-R10/M1001-R12	CV-119C-R10/M1001-R12
Display	LCD Size	19" (5:4)	
	Max. Resolution	1280 x 1024	
	Brightness (cd/m2)	350	
	Contrast Ratio	1000:1	
	LCD Color	16.7M	
	Pixel Pitch (mm)	0.294 (H) x 0.294 (V)	
	Viewing Angle (H-V)	170 / 160	
Touch	Backlight MTBF	50000 hrs (LED Backlight)	
	Resistive 5-wire	V	-
System	Projected Capacitive	-	V
	A/D Board	Novatek NT68856UFG	
	Video Input	1x VGA connector, 1x DVI-D Connector, 1x DisplayPort Connector	
	USB 2.0 Input	1	1
	COM Port Input (Resistive Only)	1	-
	Audio Input	1	1
	Power Switch	1	1
Other Features	Audio	AMP 5W + 5W (Internal Speaker)	
	OSD Function	LCD On/Off, Auto, Menu, Up and Down Multi-language OSD	
Power	Power Requirement	9~48VDC	
	Connector	3-pin Terminal Block	
	Power Adaptor	Optional AC/DC 12V/5A, 60W	
Physical	Dimension (WxHxD)	510 x 389.3 x 73 mm	
	Weight Information	8.08 kg	
	Construction Front Panel	Die-cast Flat Surface	
	Mounting	Panel/ Wall/ VESA Mounting	
	Fanless Design	V	
Operating System	Windows	Windows 10 / 8.1 / 7	
	Linux	Kernal 3.x	
Environment	Operating Temperature	0°C to 50°C (With extended temperature peripherals; Ambient with air flow According to IEC60068-2-1, IEC60068-2-2, IEC60068-2-14)	
	Storage Temperature	-20°C to 60°C	
	Relative Humidity	80% RH @ 50°C (Non-Condensing)	
	IP Level	IP 65 Compliant Front Panel	
	EMC	CE/ FCC Class A	

Rugged Embedded Computer


Convertible Embedded System

Industrial Panel PC

Industrial Touch Monitor

Accessory

Industrial Touch Monitor Selection Guide



Model Name		CV-W115/M1001		CV-W121	
Model No.		CV-W115R-R10/M1001-R12	CV-W115C-R10/M1001-R12	CV-W121R-R10/M1001-R12	CV-W121C-R10/M1001-R12
Display	LCD Size	15.6" (16:9)		21.5" (16:9)	
	Max. Resolution	1366 X 768		1920 x 1080	
	Brightness (cd/m2)	400		300	
	Contrast Ratio	500:1		5000:1	
	LCD Color	16.2M		16.7M	
	Pixel Pitch (mm)	0.252 (H) x 0.252 (V)		0.24825 (H) x 0.24825 (V)	
	Viewing Angle (H-V)	170 / 160		178 / 178	
	Backlight MTBF	50000 hrs (LED Backlight)		50000 hrs (LED Backlight)	
Touch	Resistive 5-wire	V	-	V	-
	Projected Capacitive	-	V	-	V
System	A/D Board	Novatek NT68856UFG		Novatek NT68856UFG	
	Video Input	1x VGA connector, 1x DVI-D Connector, 1x DisplayPort Connector		1x VGA connector, 1x DVI-D Connector, 1x DisplayPort Connector	
	USB 2.0 Input	1	1	1	1
	COM Port Input (Resistive Only)	1	-	1	-
	Audio Input	1	1	1	1
	Power Switch	1	1	1	1
Other Features	Audio	AMP 5W + 5W (Internal Speaker)		AMP 5W + 5W (Internal Speaker)	
	OSD Function	LCD On/Off, Auto, Menu, Up and Down Multi-language OSD		LCD On/Off, Auto, Menu, Up and Down Multi-language OSD	
Power	Power Requirement	9~48VDC		9~48VDC	
	Connector	3-pin Terminal Block		3-pin Terminal Block	
	Power Adaptor	Optional AC/DC 12V/5A, 60W		Optional AC/DC 12V/5A, 60W	
Physical	Dimension (WxHxD)	420 x 254 x 76 mm		550 x 330.5 x 73 mm	
	Weight Information	5.37 kg		6.68 kg	
	Construction Front Panel	Die-cast Flat Surface		Die-cast Flat Surface	
	Mounting	Panel/ Wall/ VESA Mounting		Panel/ Wall/ VESA Mounting	
	Fanless Design	V		V	
Operating System	Windows	Windows 10 / 8.1 / 7		Windows 10 / 8.1 / 7	
	Linux	Kernal 3.x		Kernal 3.x	
Environment	Operating Temperature	0°C to 60°C (With extended temperature peripherals; Ambient with air flow According to IEC60068-2-1, IEC60068-2-2, IEC60068-2-14)		0°C to 60°C (With extended temperature peripherals; Ambient with air flow According to IEC60068-2-1, IEC60068-2-2, IEC60068-2-14)	
	Storage Temperature	-20°C to 65°C		-20°C to 60°C	
	Relative Humidity	80% RH @ 50°C (Non-Condensing)		80% RH @ 50°C (Non-Condensing)	
	IP Level	IP 65 Compliant Front Panel		IP 65 Compliant Front Panel	
	EMC	CE/ FCC Class A		CE, FCC Class A	

Model Name		CS-100/M1000				
Model No.		CS-110HC-R10/M1001-R12	CV-112HC-R10/M1001-R12	CV-115C-R10/M1001-R12	CV-117C-R10/M1001-R12	CV-119C-R10/M1001-R12
Display	LCD Size	10.4" (4:3)	12.1" (4:3)	15" (4:3)	17" (5:4)	19" (5:4)
	Max. Resolution	1024 x 768	1024 x 768	1024 x 768	1280 x 1024	1280 x 1024
	Brightness (cd/m2)	1500	1500	1600	1500	1600
	Contrast Ratio	1400:1	700:1	800:1	800:1	1000:1
	LCD Color	16.2M	16.2M	16.2M	16.7M	16.7M
	Pixel Pitch (mm)	0.2055 (H) x 0.2055 (V)	0.24 (H) x 0.24 (V)	0.297 (H) x 0.297 (V)	0.264 (H) x 0.264 (V)	0.294 (H) x 0.294 (V)
	Viewing Angle (H-V)	178 / 178	160 / 160	160 / 160	160 / 160	170 / 160
	Backlight MTBF	50000 hrs (LED Backlight)	30000 hrs (LED Backlight)	50000 hrs (LED Backlight)	50000 hrs (LED Backlight)	50000 hrs (LED Backlight)
Touch	Resistive 5-wire	-				
	Projected Capacitive	V				
System	A/D Board	Novatek NT68856UFG				
	VGA Input	1				
	DVI-D Input	1				
	DisplayPort Input	1				
	USB 2.0 Input	1				
	COM Port Input (Resistive Only)	-				
	Audio Input	1				
Other Features	Audio	AMP 5W + 5W (Internal Speaker)				
	OSD Function	LCD On/Off, Auto, Menu, Up and Down Multi-language OSD				
Power	Power Requirement	9~48VDC				
	Connector	3-pin Terminal Block				
	Power Adaptor	Optional AC/DC 12V/5A, 60W				
Physical	Dimension (WxHxD)	295 x 227.3 x 66 mm	345 x 265.3 x 66.5 mm	408 x 312.4 x 69 mm	450 x 350 x 73 mm	510 x 389.3 x 73 mm
	Weight Information	3.36 kg	4.28 kg	5.48 kg	6.76 kg	8.08 kg
	Construction Front Panel	Die-cast Flat Surface				
	Mounting	Panel/ Wall/ VESA Mounting				
	Fanless Design	V				
Operating System	Windows	Windows 10 / 8.1 / 7				
	Linux	Kernal 3.x				
Environment	Operating Temperature	-5°C to 60°C (With extended temperature peripherals; Ambient with air flow According to IEC60068-2-1, IEC60068-2-2, IEC60068-2-14)				
	Storage Temperature	-20°C to 70°C				
	Relative Humidity	90% RH @ 40°C (Non-Condensing)				
	IP Level	IP 65 Compliant Front Panel				
	EMC	CE, FCC Class A				

Rugged Embedded Computer

Convertible Embedded System

Industrial Panel PC

Industrial Touch Monitor

Accessory



Accessory



CFM Module

CFM (Control Function Module) technology enables function enhancement by adding specific control board, such as power ignition sensing and Power over Ethernet.



Fan Kit

Fan module provides an active cooling mechanism for extreme operating environments.



Power Adaptor Holder

Power Adaptor Holder allows users to attach power adaptor to DS Series. This combination provides an easy installation and a storage space for power adaptor.



CMI Module

CMI (Combined Multiple IO) module is exclusively designed by Cincoze for flexible I/O expandability. It allows extending various I/Os, such as RJ45/M12 GbE LAN, COM port and Digital I/O.



Riser Card

Riser cards are applied to allow adding PCI and PCIe expansion cards to Cincoze DE & DS product series.










Front Bezel

A variety of Front Bezels allows DE & DS product series to expand with CMI modules.



Universal Bracket

Universal Bracket offers flexible expansions through a variety of modular I/O.

CMI Module					
Product	Model Name	Category	Description	Connector	Compatible Model
	CMI-LAN01	LAN	CMI Module with 4x Intel GbE LAN, RJ45 Port	4x RJ45	DX-1000
	CMI-LAN104	LAN	CMI Module with 4x Intel GbE LAN, RJ45 Port	4x RJ45	DI-1000 DS-1000 DS-1001 DS-1002 DS-1100 DS-1101 DS-1102
	CMI-LAN204	LAN	CMI Module with 4x Intel GbE LAN, RJ45 Port	4x RJ45	DE-1000 DE-1001 DE-1002
	CMI-M12LAN01	LAN	CMI Module with M12 Connector, 4x Intel GbE LAN	4x M12	DX-1000
	CMI-M12LAN104	LAN	CMI Module with M12 Connector, 4x Intel GbE LAN	4x M12	DI-1000 DS-1100 DS-1101 DS-1102
	CMI-PoE104	PoE	CMI Module with 4x PoE+, Intel GbE LAN, RJ45 Port, Individual Port 25.5W	4x RJ45	DS-1000 DS-1001 DS-1002 DS-1100 DS-1101 DS-1102
	CMI-PoE114	PoE	CMI Module with 4x PoE+, Intel GbE LAN, RJ45 Port, Individual Port 25.5W	4x RJ45	DI-1000




Rugged Embedded Computer







Convertible Embedded System

Industrial Panel PC

Industrial Touch Monitor

Accessory

CMI Module					
Product	Model Name	Category	Description	Connector	Compatible Model
	CMI-PoE204	PoE	CMI Module with 4x PoE+, Intel GbE LAN, RJ45 Port, Individual Port 25.5W	4x RJ45	DE-1000 DE-1001 DE-1002
	CMI-M12PoE104	PoE	CMI Module with M12 Connector, 4x PoE+, Intel GbE LAN, Individual Port 25.5W	4x M12	DS-1100 DS-1101 DS-1102
	CMI-M12PoE114	PoE	CMI Module with M12 Connector, 4x PoE+, Intel GbE LAN, Individual Port 25.5W	4x M12	DI-1000
	CMI-CD100	I/O	CMI Module with 4x RS-232/422/485 Serial Ports, 8x Optical Isolated DIO (4 in/4 out)	4x DB9, 10 pin Terminal Block	DS-1100 DS-1101 DS-1102
	CMI-ICD100	I/O	CMI Module with 4x Electrical Isolated RS-232/422/485 Serial Ports, 8x Optical Isolated DIO (4 in/4 out)	4x DB9, 10 pin Terminal Block	DS-1000 DS-1001 DS-1002 DS-1100 DS-1101 DS-1102
	CMI-COM01	I/O	CMI Module with 2x RS232/422/485 (Support 5V/12V)	2x DB9	DX-1000
	CMI-COM102	I/O	CMI Module with 2x RS232/422/485 (Support 5V/12V)	2x DB9	DA-1000

CMI Module					
Product	Model Name	Category	Description	Connector	Compatible Model
	CMI-DIO01	I/O	CMI Module with 16x Optical Isolated DIO (8 in/8 out)	20 pin Terminal Block	DX-1000
	CMI-DIO100	I/O	CMI Module with 8x Optical Isolated DIO (4 in/4 out)	10 pin Terminal Block	DA-1000
	CMI-LPPS102	I/O	CMI Module with 1x LPT Port, 1x PS/2	1x Parallel and 1x PS/2	DA-1000
	CMI-DP101	Display	CMI Module with 1x DisplayPort	1x DisplayPort	DA-1000
	CMI-DVI101	Display	CMI Module with 1x DVI-D Connector	1x DVI-D	DA-1000
	CMI-VGA101	Display	CMI Module with 1x VGA Port	1x VGA	DA-1000








Rugged Embedded Computer


Convertible Embedded System

Industrial Panel PC

Industrial Touch Monitor

Accessory

CFM Module				
Product	Model Name	Category	Description	Compatible Model
	CFM-IGN01	IGN	CFM Module with Power Ignition Sensing Control Function, 12V/24V Voltage Detection Selectable	DX-1000
	CFM-IGN100	IGN	CFM Module with Power Ignition Sensing Control Function, 12V/24V Voltage Detection Selectable	P2002 P2002E
	CFM-IGN101	IGN	CFM Module with Power Ignition Sensing Control Function, 12V/24V Voltage Detection Selectable	DS-1100 DS-1101 DS-1102
	CFM-IGN102	IGN	CFM Module with Power Ignition Sensing Control Function, 12V/24V Selectable	DI-1000
	CFM-PoE01	PoE	PoE Control Function Module, Power Boost 44-57V	DX-1000
	CFM-PoE100	PoE	PoE Control Function Module, Power Boost 44-57V	P2002
	CFM-PoE101	PoE	PoE Control Function Module, Power Boost 44-57V	P2002E

Riser Card				
Product	Model Name	Description	Expansion	Compatible Model
	RC-E1-01	Riser Card with 1x PCIe1 Slot	1x PCIe1	DE-1001
	RC-E4-01	Riser Card with 1x PCIe4 Slot	1x PCIe4	P2002E
	RC-E16-01	Riser Card with 1x PCIe16 Slot	1x PCIe16	DS-1101 DS-1101
	RC-PI-01	Riser Card with 1x PCI Slot	1x PCI	DE-1001 DS-1001 DS-1101 P2002E
	RC-E1E1-01	Riser Card with 2x PCIe1 Slots	2x PCIe1	DE-1002
	RC-E8E8-01	Riser Card with 2x PCIe8 Slots	2x PCIe8	DS-1102
	RC-E16E1-01	Riser Card with 1x PCIe16 and 1x PCIe1 Slots	1x PCIe16, 1x PCIe1	DS-1002 DS-1102
	RC-E16PI-01	Riser Card with 1x PCIe16 and 1x PCI Slots	1x PCIe16, 1x PCI	DS-1002 DS-1102
	RC-PIPI-01	Riser Card with 2x PCI Slots	2x PCI	DE-1002 DS-1002 DS-1102



Rugged Embedded Computer



Convertible Embedded System

Industrial Panel PC

Industrial Touch Monitor

Accessory

Fan Kit			
Product	Model Name	Description	Compatible Model
	FAN-EX100	External Fan with 4pin Terminal Block Plug, Mounting Bracket	DS Series DX Series
	FAN-UB 100	Fan with 4pin Connector, Universal Bracket	DS-1002 DS-1102

Power Adapter Holder			
Product	Model Name	Description	Compatible Model
	PAH01	DS Series Power Adapter Holder for GS120A24	DS Series
	PAH02	DS Series Power Adapter Holder for GS220A24	DS Series

Front Bezel			
Product	Model Name	Description	Compatible Model
	FB00	DE-1000 Front Bezel with 4x RJ45	DE-1000
	FB01	DE-1001 Front Bezel with 4x RJ45	DE-1001
	FB02	DE-1002 Front Bezel with 4x RJ45	DE-1002
	FB10	DS-1000 Front Bezel with 4x RJ45	DS-1000
	FB11	DS-1001 Front Bezel with 4x RJ45	DS-1001
	FB12	DS-1002 Front Bezel with 4x RJ45	DS-1002
	FB20	DS-1100 Front Bezel with 4x DB9, DIO	DS-1100
	FB21	DS-1101 Front Bezel with 4x DB9, DIO	DS-1101
	FB22	DS-1102 Front Bezel with 4x DB9, DIO	DS-1102










Rugged Embedded Computer










Convertible Embedded System

Industrial Panel PC

Industrial Touch Monitor

Accessory

Universal Bracket			
Product	Model Name	Description	Compatible Model
	UB0111	Universal Bracket with 2xRJ45 Cutout	DC-1100
	UB0203	2x Universal Bracket with 1x DB9 Cutout	DE-1001 DE-1002
	UB0211	Universal Bracket with 2x RJ45 Cutout	DE-1001 DE-1002
	UB0214	Universal Bracket with 2x USB Cutout	DE-1001 DE-1002
	UB0301	Universal Bracket with 1394 Cutout	DS-1000 DS-1100 P1001E
	UB0303	Universal Bracket with 1x DB9 Cutout	DS-1000 DS-1100 P1001E
	UB0311	Universal Bracket with 2x RJ45 Cutout	DS-1000 DS-1100 P1001E
	UB0314	Universal Bracket with 2x USB Cutout	DS-1000 DS-1100 P1001E
	UB0403	Universal Bracket with 2x DB9 Cutout	DA-1000

Universal Bracket			
Product	Model Name	Description	Compatible Model
	UB0406	Universal Bracket with DP Cutout	DA-1000
	UB0407	Universal Bracket with DVI-D Cutout	DA-1000
	UB0409	Universal Bracket with PS/2, LPT Cutout	DA-1000
	UB0411	Universal Bracket with 2x RJ45 Cutout	DA-1000
	UB0414	Universal Bracket with 2x USB Cutout	DA-1000
	UB0415	Universal Bracket with DIO Cutout	DA-1000
	UB0416	Universal Bracket with VGA Cutout	DA-1000
	UB0501	Universal Bracket with 1394 Cutout	P2002
	UB0503	Universal Bracket with 2x DB9 Cutout	P2002










Rugged Embedded Computer










Convertible Embedded System

Industrial Panel PC

Industrial Touch Monitor

Accessory

Universal Bracket			
Product	Model Name	Description	Compatible Model
	UB0504	Universal Bracket with 4x DB9 Cutout	P2002
	UB0511	Universal Bracket with 2x RJ45 Cutout	P2002
	UB0514	Universal Bracket with 2x USB Cutout	P2002
	UB0610	Universal Bracket with 4x M12 Cutout	DS-1100
	UB0612	Universal Bracket with 4x RJ45	DS-1100
	UB0701	Universal Bracket with 1394 Cutout	DI-1000
	UB0703	Universal Bracket with 2x DB9 Cutout	DI-1000
	UB0710	Universal Bracket with 4x M12 Cutout	DI-1000
	UB0711	Universal Bracket with 2x RJ45 Cutout	DI-1000

Universal Bracket			
Product	Model Name	Description	Compatible Model
	UB0712	Universal Bracket with 4x RJ45 Cutout	DI-1000
	UB0714	Universal Bracket with 2x USB Cutout	DI-1000
	UB0901	Universal Bracket with 1394 Cutout	DX-1000
	UB0903	Universal Bracket with 2x DB9 Cutout	DX-1000
	UB0910	Universal Bracket with 4x M12 Cutout	DX-1000
	UB0911	Universal Bracket with 2x RJ45 Cutout	DX-1000
	UB0912	Universal Bracket with 4x RJ45 Cutout	DX-1000
	UB0914	Universal Bracket with 2x USB Cutout	DX-1000
	UB0918	Universal Bracket with DIO Cutout	DX-1000

Rugged Embedded Computer

Convertible Embedded System

Industrial Panel PC

Industrial Touch Monitor

Accessory

Accessory Compatibility Table

Type	Model No.	Description	DA-1000	DC-1100	DE-1000	DS-1100	DS-1000	DI-1000	DX-1000	P1001	P2002	M1001
CMI Module	CMI-COM01	CMI Module with 2x RS232/422/485 (Support 5V/12V) (83 x 27 mm)							V			
CMI Module	CMI-COM102	CMI Module with 2x RS232/422/485 (Support 5V/12V) (96 x 15 mm)	V									
CMI Module	CMI-DIO01	CMI Module with 8x Optical Isolated DIO (8 in/8 out) (83 x 27 mm)							V			
CMI Module	CMI-DIO100	CMI Module with 8x Optical Isolated DIO (4 in/4 out) (96 x 15 mm)	V									
CMI Module	CMI-DP101	CMI Module with 1x Display Port (96 x 15 mm)	V									
CMI Module	CMI-DV101	CMI Module with 1x DVI-D Connector (96 x 15 mm)	V									
CMI Module	CMI-LPPS102	CMI Module with 1x LPT Port, 1x PS/2 (96 x 15 mm)	V									
CMI Module	CMI-VGA101	CMI Module with 1x VGA Port (96 x 15 mm)	V									
CMI Module	CMI-CD100	CMI Module with 4x RS-232/422/485 Serial Ports, 8x Optical Isolated DIO (4 in/4 out)				V						
CMI Module	CMI-HCD100	CMI Module with 4x Electrical Isolated RS-232/422/485 Serial Ports, 8x Optical Isolated DIO (4 in/4 out)				V	V					
CMI Module	CMI-LAN01	CMI Module with 4x Intel I210-AT GbE LAN, RJ45 Port (83 x 60.8 mm)							V			
CMI Module	CMI-LAN104	CMI Module with 4x Intel GbE LAN, RJ45 Port, (83 x 88.5 mm)				V	V	V				
CMI Module	CMI-LAN204	CMI Module with 4x Intel GbE LAN, RJ45 Port, (174 x 75 mm)			V							
CMI Module	CMI-PoE104	CMI Module with 4x PoE+, Intel GbE LAN, RJ45 Port, Individual Port 25.5W, (83 x 88.5 x 23.6 mm)				V	V					
CMI Module	CMI-PoE114	CMI Module with 4x PoE+, Intel GbE LAN, RJ45 Port, Individual Port 25.5W, (83 x 88.5 x 17 mm)						V				
CMI Module	CMI-PoE204	CMI Module with 4x PoE+, Intel GbE LAN, RJ45 Port, Individual Port 25.5W, (174 x 75 x 15 mm)			V							
CMI Module	CMI-M12LAN01	CMI Module with 4x Intel I210-AT GbE LAN, M12 Port (83 x 60.8 mm)							V			
CMI Module	CMI-M12LAN104	CMI Module with M12 Connector, 4x Intel GbE LAN (83 x 88.5 mm)				V		V				
CMI Module	CMI-M12PoE104	CMI Module with M12 Connector, 4x PoE+, Intel GbE LAN, Individual Port 25.5W (83 x 88.5 x 23.6 mm)				V						
CMI Module	CMI-M12PoE114	CMI Module with M12 Connector, 4x PoE+, Intel GbE LAN, Individual Port 25.5W (83 x 88.5 x 17 mm)						V				
CFM Module	CFM-IGN01	CFM Module with Power Ignition Sensing Control Function, 12V/24V Selectable (60 x 22 mm)							V			
CFM Module	CFM-IGN100	CFM Module with Power Ignition Sensing Control Function, 12V/24V Selectable (41 x 35 mm)								V		
CFM Module	CFM-IGN101	CFM Module with Power Ignition Sensing Control Function, 12V/24V Selectable (43 x 36 mm)				V						
CFM Module	CFM-IGN102	CFM Module with Power Ignition Sensing Control Function, 12V/24V Selectable (68 x 25 mm)						V				
CFM Module	CFM-PoE01	PoE Control Function Module, Individual Port 25.5W (83 x 43 x 11 mm)							V			

Type	Model No.	Description	DA-1000	DC-1100	DE-1000	DS-1100	DS-1000	DI-1000	DX-1000	P1001	P2002	M1001
CFM Module	CFM-PoE100	PoE Control Function Module, Individual Port 25.5W (50 x 44 x 15 mm)									P2002 Only	
CFM Module	CFM-PoE101	PoE Control Function Module, Individual Port 25.5W (50 x 44 x 33 mm)									P2002E Only	
Riser Card	RC-E1-01	Riser Card with 1x PCIe1 Slot			DE-1001 Only							
Riser Card	RC-E4-01	Riser Card with 1x PCIe4 Slot									P2002E Only	
Riser Card	RC-E16-01	Riser Card with 1x PCIe16 Slot				DS-1101 Only	DS-1001 Only					
Riser Card	RC-PI-01	Riser Card with 1x PCI Slot			DE-1001 Only	DS-1101 Only	DS-1001 Only				P2002E Only	
Riser Card	RC-E1E1-01	Riser Card with 2x PCIe1 Slots			DE-1002 Only							
Riser Card	RC-E8E8-01	Riser Card with 2x PCIe8 Slots				DS-1102 Only						
Riser Card	RC-E16E1-01	Riser Card with 1x PCIe16, 1x PCIe1 Slots				DS-1102 Only	DS-1002 Only					
Riser Card	RC-E16PI-01	Riser Card with 1x PCIe16, 1x PCI Slots				DS-1102 Only	DS-1002 Only					
Riser Card	RC-PIPI-01	Riser Card with 2x PCI Slots			DE-1002 Only	DS-1102 Only	DS-1002 Only					
Fan Kit	FAN-EX100	External Fan with 4pin Terminal Block Plug, Mounting Bracket				V	V		V			
Fan Kit	FAN-UB100	Fan with 4pin Connector, Universal Bracket				DS-1102 Only	DS-1102 Only					
Power Adapter Holder	PAH01	DS Series Power Adapter Holder for GS120A24 (200 x 78 x 46 mm)				V	V					
Power Adapter Holder	PAH02	DS Series Power Adapter Holder for GS220A24 (243 x 95 x 57 mm)				V	V					
Front Bezel	FB00	DE-1000 Front Bezel with 4x RJ45				DE-1000 Only						
Front Bezel	FB01	DE-1001 Front Bezel with 4x RJ45				DE-1001 Only						
Front Bezel	FB02	DE-1002 Front Bezel with 4x RJ45				DE-1002 Only						
Front Bezel	FB10	DS-1000 Front Bezel with 4x RJ45						DS-1000 Only				
Front Bezel	FB11	DS-1001 Front Bezel with 4x RJ45						DS-1001 Only				
Front Bezel	FB12	DS-1002 Front Bezel with 4x RJ45						DS-1002 Only				
Front Bezel	FB20	DS-1100 Front Bezel with 4x DB9, DIO					DS-1100 Only					
Front Bezel	FB21	DS-1101 Front Bezel with 4x DB9, DIO					DS-1101 Only					
Front Bezel	FB22	DS-1102 Front Bezel with 4x DB9, DIO					DS-1102 Only					
Universal Bracket	UB0111	Universal Bracket (65 x 17 mm) with 2x RJ45 Cutout		V								

Rugged Embedded Computer

Convertible Embedded System

Industrial Panel PC

Industrial Touch Monitor

Accessory

Accessory Compatibility Table

Type	Model No.	Description	DA-1000	DC-1100	DE-1000	DS-1100	DS-1000	DI-1000	DX-1000	P1001	P2002	M1001
Universal Bracket	UB0203	2x Universal Bracket (65 x 21 mm) with 1x DB9 Cutout			DE-1001 DE-1002 Only							
Universal Bracket	UB0211	Universal Bracket (65 x 21 mm) with 2x RJ45 Cutout			DE-1001 DE-1002 Only							
Universal Bracket	UB0214	Universal Bracket (65 x 21 mm) with 2x USB Cutout			DE-1001 DE-1002 Only							
Universal Bracket	UB0301	Universal Bracket (65 x 16 mm) with 1394 Cutout				V	V			P1001E Only		
Universal Bracket	UB0303	2x Universal Bracket (65 x 16 mm) with 1x DB9 Cutout				V	V			P1001E Only		
Universal Bracket	UB0311	Universal Bracket (65 x 16 mm) with 2x RJ45 Cutout				V	V			P1001E Only		
Universal Bracket	UB0314	Universal Bracket (65 x 16 mm) with 2x USB Cutout				V	V			P1001E Only		
Universal Bracket	UB0403	Universal Bracket (96 x 15 mm) with 2x DB9 Cutout	V									
Universal Bracket	UB0406	Universal Bracket (96 x 15 mm) with DP Cutout	V									
Universal Bracket	UB0407	Universal Bracket (96 x 15 mm) with DVI-D Cutout	V									
Universal Bracket	UB0409	Universal Bracket (96 x 15 mm) with PS/2, LPT Cutout	V									
Universal Bracket	UB0411	Universal Bracket (96 x 15 mm) with 2x RJ45 Cutout	V									
Universal Bracket	UB0414	Universal Bracket (96 x 15 mm) with 2x USB Cutout	V									
Universal Bracket	UB0415	Universal Bracket (96 x 15 mm) with DIO Cutout	V									
Universal Bracket	UB0416	Universal Bracket (96 x 15 mm) with VGA Cutout	V									
Universal Bracket	UB0501	Universal Bracket (154 x 17 mm) with 1394 Cutout									V	
Universal Bracket	UB0503	Universal Bracket (154 x 17 mm) with 2x DB9 Cutout									V	
Universal Bracket	UB0504	Universal Bracket (154 x 17 mm) with 4x DB9 Cutout									V	
Universal Bracket	UB0511	Universal Bracket (154 x 17 mm) with 2x RJ45 Cutout									V	
Universal Bracket	UB0514	Universal Bracket (154 x 17 mm) with 2x USB Cutout									V	
Universal Bracket	UB0610	Universal Bracket (81 x 26.2 mm) with 4x M12 Cutout				V						
Universal Bracket	UB0612	Universal Bracket (81 x 26.2 mm) with 4x RJ45 Cutout				V						
Universal Bracket	UB0701	Universal Bracket (82.5 x 19.5 mm) with 1394 Cutout						V				
Universal Bracket	UB0703	Universal Bracket (82.5 x 19.5 mm) with 2x DB9 Cutout						V				
Universal Bracket	UB0710	Universal Bracket (82.5 x 19.5 mm) with 4x M12 Cutout						V				

Type	Model No.	Description	DA-1000	DC-1100	DE-1000	DS-1100	DS-1000	DI-1000	DX-1000	P1001	P2002	M1001
Universal Bracket	UB0711	Universal Bracket (82.5 x 19.5 mm) with 2x RJ45 Cutout						V				
Universal Bracket	UB0712	Universal Bracket (82.5 x 19.5 mm) with 4x RJ45 Cutout						V				
Universal Bracket	UB0714	Universal Bracket (82.5 x 19.5 mm) with 2x USB Cutout						V				
Universal Bracket	UB0901	Universal Bracket (96 x 17 mm) with 1394 Cutout							V			
Universal Bracket	UB0903	Universal Bracket (96 x 17 mm) with 2x DB9 Cutout							V			
Universal Bracket	UB0910	Universal Bracket (96 x 17 mm) with 4x M12 Cutout							V			
Universal Bracket	UB0911	Universal Bracket (96 x 17 mm) with 2x RJ45 Cutout							V			
Universal Bracket	UB0912	Universal Bracket (96 x 17 mm) with 4x RJ45 Cutout							V			
Universal Bracket	UB0914	Universal Bracket (96 x 17 mm) with 2x USB Cutout							V			
Universal Bracket	UB0918	Universal Bracket (96 x 17 mm) with DIO Cutout							V			

Rugged Embedded Computer

Convertible Embedded System

Industrial Panel PC

Industrial Touch Monitor

Accessory